

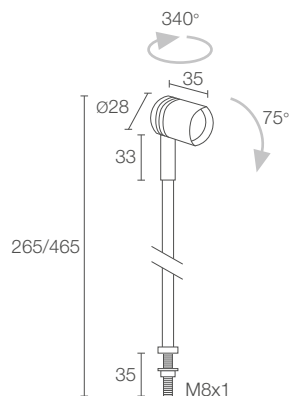
# WALL

INDOOR PROJECTORS, SHOWCASES IN MUSEUMS, PRIVATE HOMES AND RETAIL SETTINGS





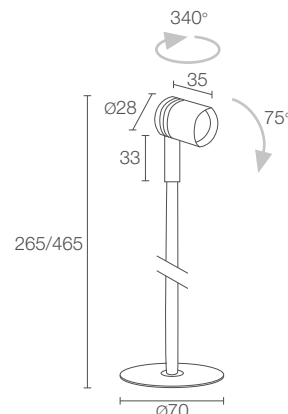
**WALL 7.0**



Rigid pole:  
ø8 mm - 00/200/400 mm



**WALL 7.1**



Rigid pole:  
ø8 mm - 00/200/400 mm



**POWER / POWER SUPPLY CODE**

max 2W max 500mA just the head  
**PL701200** ■ C Chrome  
**PL701200** ■ S Satin

max 2W max 500mA h 200 mm  
**PL701220** ■ C Chrome  
**PL701220** ■ S Satin

max 2W max 500mA h 400 mm  
**PL701240** ■ C Chrome  
**PL701240** ■ S Satin

max 2W max 500mA just the head  
**PL711200** ■ C Chrome  
**PL711200** ■ S Satin

max 2W max 500mA h 200 mm  
**PL711220** ■ C Chrome  
**PL711220** ■ S Satin

max 2W max 500mA h 400 mm  
**PL711240** ■ C Chrome  
**PL711240** ■ S Satin

|                        |   |
|------------------------|---|
| LED COLOUR             | F - 2700K<br>5 - 3000K<br>9 - 4000K<br>0 - 5000K                            |
| OPTICS                 | S - 10°<br>M - 25°<br>L - 40°   |
| LUMEN OUTPUT AT SOURCE | 145 lm (3000K, 500mA)   |
| DELIVERED LUMEN OUTPUT | 103 lm (3000K, 500mA, 25°)  |
| NO. AND TYPE OF LED    | 1 power LED<br>1/4 ANSI BIN, 50000h L90 B10 (Ta 25°C)                       |
| MATERIAL               | body and pole in brass<br>screen in tempered, transparent extra-clear glass |
| POWER SUPPLY UNIT      | not included, see p. 578 and 844  |
| POWER CABLES           | includes 0.50 m PVC cable<br>FROR 2x0.35 Ø3.5 mm                            |
| WIRING                 | series  |
| MOUNTING               | surface mounted (shelf max 25 mm, shop windows)                             |
| ACCESSORIES            | see p. 578  |
| NOTES                  | available on request with non-standard pole height                          |
| PHOTOMETRIC DATA       | see p. 837  |

|                        |   |
|------------------------|---|
| LED COLOUR             | F - 2700K<br>5 - 3000K<br>9 - 4000K<br>0 - 5000K                            |
| OPTICS                 | S - 10°<br>M - 25°<br>L - 40°   |
| LUMEN OUTPUT AT SOURCE | 145 lm (3000K, 500mA)   |
| DELIVERED LUMEN OUTPUT | 103 lm (3000K, 500mA, 25°)  |
| NO. AND TYPE OF LED    | 1 power LED<br>1/4 ANSI BIN, 50000h L90 B10 (Ta 25°C)                       |
| MATERIAL               | body and pole in brass<br>screen in tempered, transparent extra-clear glass |
| POWER SUPPLY UNIT      | not included, see p. 578 and 844  |
| POWER CABLES           | includes 0.50 m PVC cable<br>FROR 2x0.35 Ø3.5 mm                            |
| WIRING                 | series  |
| MOUNTING               | surface mounted (shelf max 25 mm, wall, shop windows)                       |
| ACCESSORIES            | see p. 578  |
| NOTES                  | available on request with non-standard pole height                          |
| PHOTOMETRIC DATA       | see p. 837  |

# WALL

## ACCESSORIES AND POWER SUPPLY UNITS

---

### POWER CABLES

PVC cable  
FROR 2x0.35 Ø3.5 mm  
your choice of length

#### WF0110

order together with the lighting fixture

---

### POWER SUPPLY UNITS

#### 350mA

| Max no. fixtures | PSU        | IP | Page        |
|------------------|------------|----|-------------|
| 1/3              | A13350VL   | 20 | 845         |
| 1/15             | ACUNI020T1 | 20 | 844 845     |
| 3/9              | A19350QL   | 20 | 845         |
| 5/12             | A312350QL  | 20 | 845         |
| 1/12 dimmer      | ADUNITC    | 20 | 848 849 850 |

#### 500mA

| Max no. fixtures | PSU        | IP | Page        |
|------------------|------------|----|-------------|
| 1/2              | A13500TC   | 20 | 845         |
| 1/10             | ACUNI020T1 | 20 | 844 845     |
| 2/5              | A15500QL   | 20 | 845         |
| 5/10             | A310500QL  | 20 | 845         |
| 1/12 dimmer      | ADUNITC    | 20 | 848 849 850 |



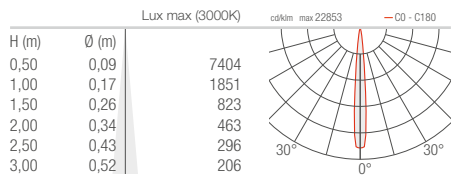


# WALL

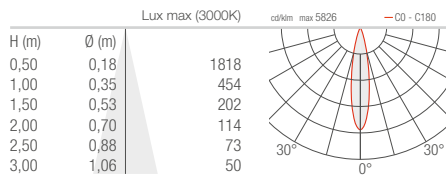
## INDOOR PROJECTORS

### WALL 7.0 7.1

#### S - 10°



#### M - 25°



#### L - 40°

