

OUTDOOR WALL MOUNTED WITH SINGLE- OR DOUBLE-BEAM OPTICS

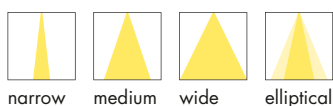
2700K 3000K 4000K



SINGLE BEAM



DOUBLE BEAM



narrow medium wide elliptical



BROM 1.0 p. 366
max 2W max 500mA
88 lm (3000K, 500mA, 20°)



BROM 2.0 p. 366
max 4W max 500mA
176 lm (3000K, 500mA, 20°)



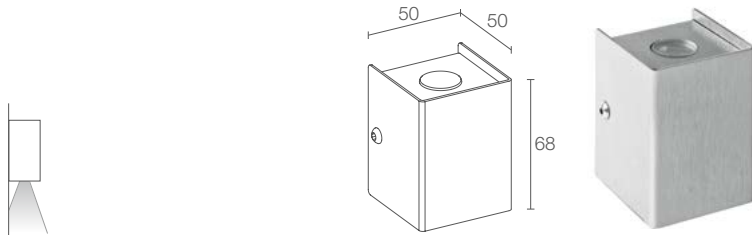
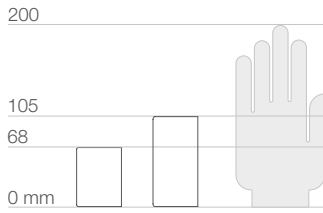
narrow medium wide



BROM 3.0 p. 367
max 6W max 500mA
251 lm (3000K, 500mA, 20°)



BROM 4.0 p. 367
max 12W max 500mA
502 lm (3000K, 500mA, 20°)

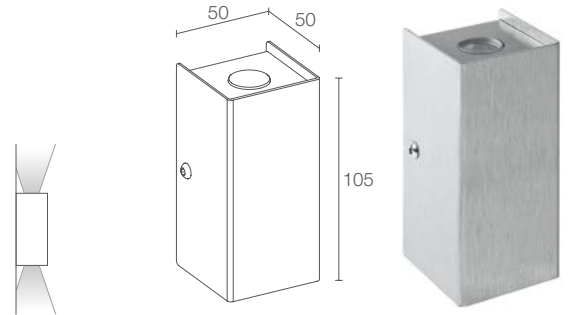


BROM 1.0



POWER / POWER SUPPLY CODE	max 2W max 500mA BR10012 ■ ■ ■ I
LED COLOUR	F - 2700K 5 - 3000K 9 - 4000K
OPTICS	S - 10° M - 20° L - 40° W - 10°x45°

LUMEN OUTPUT AT SOURCE	145 lm (3000K, 500mA)
DELIVERED LUMEN OUTPUT	88 lm (3000K, 500mA, 20°)
NO. AND TYPE OF LED	1 power LED 1/4 ANSI BIN (white LED colour) 50000h L90 B10 (Ta 25°C)
MATERIAL	body and trim in AISI 316L stainless steel screen in transparent, tempered extra-clear glass
POWER SUPPLY UNIT	not included, see p. 904
POWER CABLES	includes 2x0.30 m single-core cables
WIRING	series
MOUNTING	surface mounted (wall)
PHOTOMETRIC DATA	see p. 805

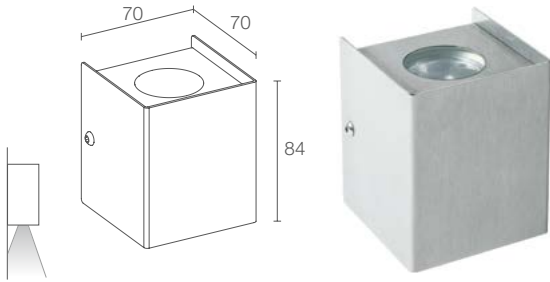
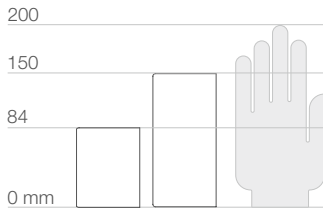


BROM 2.0



POWER / POWER SUPPLY CODE	max 4W max 500mA BR20022 ■ ■ ■ I
LED COLOUR	F - 2700K 5 - 3000K 9 - 4000K
OPTICS	UP optics: S - 10° M - 20° L - 40° W - 10°x45° DOWN optics: S - 10° M - 20° L - 40° W - 10°x45°

LUMEN OUTPUT AT SOURCE	290 lm (3000K, 500mA)
DELIVERED LUMEN OUTPUT	176 lm (3000K, 500mA, 20°)
NO. AND TYPE OF LED	2 power LEDs 1/4 ANSI BIN (white LED colour) 50000h L90 B10 (Ta 25°C)
MATERIAL	body and trim in AISI 316L stainless steel screen in transparent, tempered extra-clear glass
POWER SUPPLY UNIT	not included, see p. 904
POWER CABLES	includes 2x0.30 m single-core cables
WIRING	series
MOUNTING	surface mounted (wall)
PHOTOMETRIC DATA	see p. 805



BROM 3.0

kg 0.45
 IP66 IK08
 CASAMBI

max 6W max 500mA
BR30032 ■ ■ ■ I

■ **F** - 2700K
5 - 3000K
9 - 4000K

■ **S** - 12°
M - 20°
L - 35°

436 lm (3000K, 500mA)

251 lm (3000K, 500mA, 20°)

3 power LEDs
 1/4 ANSI BIN (white LED colour)
 50000h L90 B10 (Ta 25°C)

body and trim in AISI 316L stainless steel
 screen in transparent, tempered extra-clear glass

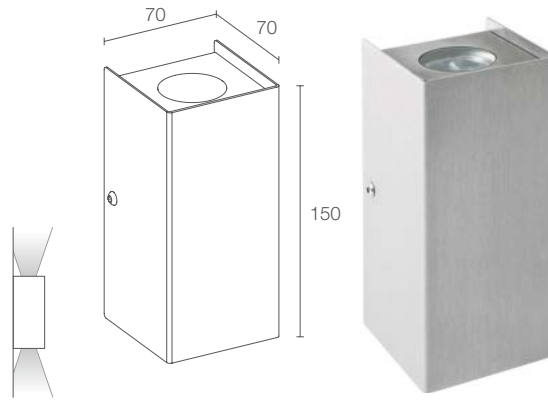
not included, see p. 904

includes 2x0.30 m single-core cables

series

surface mounted (wall)

see p. 805



BROM 4.0

kg 0.80
 IP66 IK08
 CASAMBI

max 12W max 500mA
BR40062 ■ ■ ■ I

■ **F** - 2700K
5 - 3000K
9 - 4000K

■ UP optics:
S - 12°
M - 20°
L - 35°

■ DOWN optics:
S - 12°
M - 20°
L - 35°

872 lm (3000K, 500mA)

502 lm (3000K, 500mA, 20°)

6 power LEDs
 1/4 ANSI BIN (white LED colour)
 50000h L90 B10 (Ta 25°C)

body and trim in AISI 316L stainless steel
 screen in transparent, tempered extra-clear glass

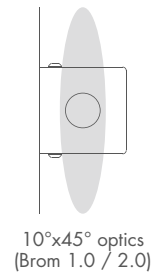
not included, see p. 904

includes 2x0.30 m single-core cables

series

surface mounted (wall)

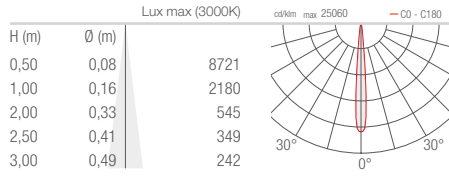
see p. 805



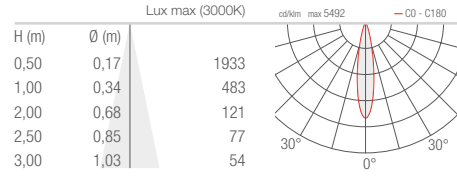
OUTDOOR WALL MOUNTED

BROM 1.0

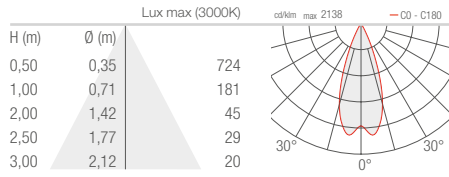
S - 10°



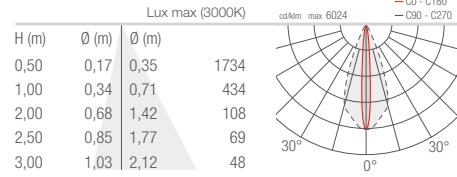
M - 20°



L - 40°

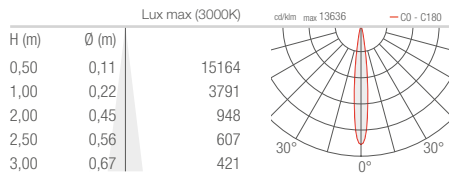


W - 10°x45°

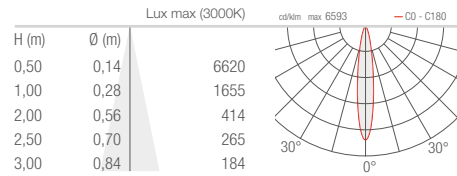


BROM 3.0

S - 12°



M - 20°



L - 35°

