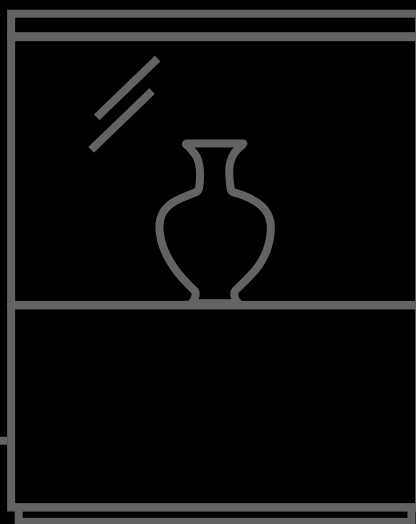


KRILL / CIAK / CAMEO



L&L

Luce & Light

KRILL / CIAK / CAMEO

LIGHTING SYSTEMS DESIGNED TO SHOWCASE
PRODUCTS AND ARTEFACTS IN THEIR BEST LIGHT

PROIETTORI E INCASSI DA INTERNO / INDOOR PROJECTORS AND RECESSED FIXTURES





KRILL



CIAK



CAMEO



KRILL / CIAK / CAMEO

Sistemi di illuminazione a tecnologia LED progettati per l'illuminazione di nicchie e vetrine in contesti museali e retail. Krill, Ciak e Cameo montano sorgenti con alto indice di resa cromatica per mostrare prodotti e manufatti nella loro luce migliore. La gamma si declina in due categorie di applicazione, gli incassi e i proiettori; ciascuna è disponibile in diverse dimensioni e potenze.

LED lighting systems designed to light niches and shop windows in museum and retail settings. Krill, Ciak and Cameo use LED light sources with a high colour rendering index to showcase products and artifacts in their best light. The range consists of two application categories, recessed fixtures and projectors; each one is available in different sizes and wattages.

KRILL

PROIETTORI DA INTERNO / INDOOR PROJECTORS

VERSATILITÀ INSTALLATIVA. KRILL DISPONE DI UN'AMPIA GAMMA DI ACCESSORI PER RAGGIUNGERE FACILMENTE I DETTAGLI DA ENFATIZZARE: BASE DI FISSAGGIO, ROSONE, MOLLA DI FISSAGGIO, PIASTRA MAGNETICA E STELO DI DIVERSE LUNGHEZZE.
INSTALLATION VERSATILITY. KRILL HAS A WIDE RANGE OF ACCESSORIES TO ENABLE IT TO EASILY REACH THE DETAILS THAT NEED EMPHASISING: FIXING BASE, CEILING ROSE, FIXING SPRING, MAGNETIC PLATE AND ARM IN DIFFERENT LENGTHS.

IL DOPPIO SNODO DELLO STELO PERMETTE A KRILL DI ESSERE ORIENTATO FINO A 180°.
THE ARM'S DOUBLE JOINT MEANS KRILL CAN BE ADJUSTED BY UP TO 180°.



04

L&L Luce&Light



05

L&L Luce&Light

KRILL

COSTRUISCI IN 3 PASSAGGI LA VERSIONE CHE DESIDERI / BUILD THE VERSION YOU WANT IN THREE STEPS

1. SCEGLI IL CORPO / CHOOSE THE BODY



KRILL 1.0
FOCALE FISSA
FIXED FOCUS



KRILL 1.4
ZOOM OTTICO
ZOOM LENS



KRILL 2.0
FOCALE FISSA
FIXED FOCUS



KRILL 2.4
ZOOM OTTICO
ZOOM LENS



KRILL 3.0
FOCALE FISSA
FIXED FOCUS



KRILL 3.4
ZOOM OTTICO
ZOOM LENS

06

L&L Luce&Light

2. SCEGLI L'ACCESSORIO DI INSTALLAZIONE OBBLIGATORIO / CHOOSE THE REQUIRED INSTALLATION ACCESSORY

ogni supporto è compatibile con tutti i prodotti Krill / every accessory is compatible with all Krill products



BASE DI FISSAGGIO
FIXING BASE



BASE ROSONE
CEILING ROSE



PIASTRA MAGNETICA
MAGNETIC PLATE



MOLLA DI FISSAGGIO
FIXING SPRING

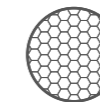


NIPPO DI FISSAGGIO
NIPPLE COUPLER

3. COMPLETA CON L'ACCESSORIO OPZIONALE / COMPLETE YOUR CHOICE WITH OPTIONAL ACCESSORIES



CANNOCCHIALE
SNOOT
compatibile solo con Krill 2.0 e Krill 3.0
only compatible with Krill 2.0 and Krill 3.0



NIDO D'APE
HONEYCOMB LOUVRE
compatibile solo con Krill 2.0 e Krill 3.0
only compatible with Krill 2.0 and Krill 3.0



STELO - 150 mm o 300 mm
ARM - 150 mm or 300 mm
compatibile solo con base di fissaggio
e nipplo di fissaggio / only compatible
with fixing base and nipple coupler


07

L&L Luce&Light



KRILL

FINITURE / FINISHES




- < **KRILL 1.0**
3000K, 1W, 40°x26°
bronzo antico / antique bronze
- KRILL 3.4**
3000K, 4.5W, range ottico 18°÷80°
optical range 18°-80°
bronzo antico / antique bronze
con stelo rigido / with rigid arm

KRILL

OTTICHE / OPTICS




KRILL 3.0



KRILL 3.4



KRILL È DISPONIBILE CON OTTICHE FISSE O NELLA VERSIONE CON ZOOM OTTICO PER REGOLARE L'ANGOLO DI EMISSIONE LUMINOSA E ADATTARSI ALLE VARIAZIONI DEGLI OGGETTI ESPOSTI.
KRILL IS AVAILABLE WITH EITHER FIXED OPTICS OR A ZOOM LENS WITH WHICH THE ANGLE OF THE LIGHT BEAM CAN BE ADJUSTED AND ADAPTED AS THE OBJECTS ON DISPLAY CHANGE.





^
CIAK 1.6
3000K, 2.5W, 52°, nero/black

12

L&L Luce&Light

CIAK

INCASSI DA INTERNO / INDOOR RECESSED



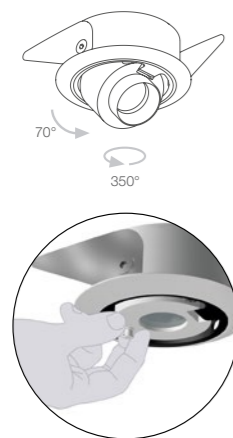
L'ALTEZZA CONTENUTA DI CIAK, 22 MM (CIAK 1) E 30 MM (CIAK 2), NE PERMETTE L'INSTALLAZIONE A INCASSO IN RIPIANI DI SPESSORE RIDOTTO COME MENSOLE PER VETRINE E TECHE, NEL RISPETTO DEI VOLUMI DI DISSIPAZIONE.
CIAK'S COMPACT HEIGHT – 22 MM (CIAK 1) AND 30 MM (CIAK 2) – MEANS IT CAN BE RECESSED INTO SHALLOW SHELVES SUCH AS THOSE IN SHOP WINDOWS AND DISPLAY CABINETS, IN CONFORMITY WITH HEAT-TRANSFER VOLUMES.

13

L&L Luce&Light

CIAK

OTTICHE / OPTICS



L'EMISSIONE LUMINOSA PUÒ ESSERE INDIRIZZATA CON PRECISIONE GRAZIE ALL'ORIENTABILITÀ DEL CORPO OTTICO: ROTAZIONE FINO A 350° SULL'ASSE VERTICALE ESTRAZIONE FINO A 70° SULL'ASSE ORIZZONTALE.
THE LIGHT BEAM CAN BE PRECISELY DIRECTED THANKS TO THE HIGH ADJUSTABILITY OF THE OPTICAL UNIT: ROTATABLE UP TO 350° ON VERTICAL AXIS, TILTABLE UP TO 70° ON HORIZONTAL AXIS.

TUTTE LE VERSIONI SONO PROPOSTE CON O SENZA CANNOCCHIALE ANTIABBLAGLIAMENTO PER UN MAGGIORE COMFORT VISIVO.
ALL VERSIONS ARE AVAILABLE WITH OR WITHOUT AN ANTI-GLARE SNOOT FOR GREATER VISUAL COMFORT.



CIAK 2.6 / 2.7

11°

17°

19° sharp

32°

65°

13°x43°

CAMEO

INCASSI DA INTERNO / INDOOR RECESSED



16

L&L Luce&Light



17

L&L Luce&Light

^
CAMEO 2.8
3000K, 5W, zoom ottico orientabile 8°-58° /
tiltable zoom lens 8°-58°, bianco/white

CAMEO

OTTICHE / OPTICS



ottica e focale fisse / fixed optics and fixed focus



ottica orientabile e focale fissa / tiltable optics and fixed focus

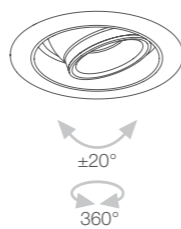


zoom ottico orientabile / tiltable zoom lens



CAMEO 2.6 / 2.7

11° 17° 19° sharp 32° 65° 13°x43°



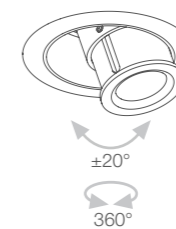
**DOPPIA
ORIENTABILITÀ**
TWO-WAY TILT

18

L&L Luce&Light

CAMEO 2.8

8° 58°



**DOPPIA
ORIENTABILITÀ**
TWO-WAY TILT

19

L&L Luce&Light

**CAMEO È PROPOSTO
IN TRE VERSIONI:
OTTICA FISSA,
OTTICA ORIENTABILE
O ZOOM OTTICO
ORIENTABILE.**
CAMEO IS AVAILABLE
IN THREE VERSIONS:
FIXED OPTICS,
TILTABLE OPTICS OR
TILTABLE ZOOM LENS.

KRILL

2700K 3000K 4000K



Ø18 mm



KRILL 1.0
max 1W max 350mA

Ø25 mm



KRILL 2.0
max 2.5W max 700mA

Ø30 mm



KRILL 3.0
max 4.5W max 350mA



KRILL 1.4
max 1W max 350mA



KRILL 2.4
max 2.5W max 700mA



KRILL 3.4
max 4.5W max 350mA

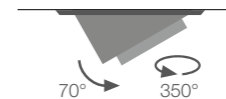


^
KRILL 3.0
3000K, 4.5W, 23°, nero/black
con base rosone / with ceiling rose



^
CIAK 2.7
3000K, 5W, 17°, bianco/white

CIAK



● 2700K ● 3000K ● 4000K

CON CANNOCCHIALE ANTIABBLAGIAMENTO
WITH ANTI-GLARE SNOOT

SENZA CANNOCCHIALE ANTIABBLAGIAMENTO
WITHOUT ANTI-GLARE SNOOT

Ø55 mm



CIAK 1.0
max 1.5W max 500mA
corrente costante / constant current

CIAK 1.6
2.5W 24Vdc
tensione costante / constant voltage



CIAK 1.1
max 1.5W max 500mA
corrente costante / constant current

CIAK 1.7
2.5W 24Vdc
tensione costante / constant voltage

Ø70 mm



CIAK 2.6
5W 24Vdc
tensione costante / constant voltage



CIAK 2.7
5W 24Vdc
tensione costante / constant voltage

CAMEO

2700K 3000K 4000K

OTTICA E FOCAL E FISSE FIXED OPTICS AND FIXED FOCUS



Ø39 mm



CAMEO 1.0
max 1.5W max 500mA
corrente costante / constant current

CAMEO 1.6
2.5W 24Vdc
tensione costante / constant voltage

Ø49 mm



CAMEO 2.6
5W 24Vdc
tensione costante / constant voltage

OTTICA ORIENTABILE E FOCAL E FISSA TILTABLE OPTICS AND FIXED FOCUS



Ø58 mm



CAMEO 1.1
max 1.5W max 500mA
corrente costante / constant current

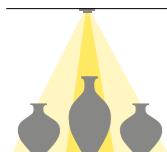
CAMEO 1.7
2.5W 24Vdc
tensione costante / constant voltage

Ø69 mm



CAMEO 2.7
5W 24Vdc
tensione costante / constant voltage

ZOOM OTTICO ORIENTABILE TILTABLE ZOOM LENS



Ø58 mm



CAMEO 1.2
max 1.5W max 500mA
corrente costante / constant current

CAMEO 1.8
2.5W 24Vdc
tensione costante / constant voltage

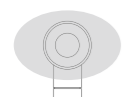
Ø69 mm



CAMEO 2.8
5W 24Vdc
tensione costante / constant voltage



KRILL



Ottica 26°x40°
26°x40° optics
(Krill 1.0)



Ottica 40°x26°
40°x26° optics
(Krill 1.0)

KRILL 1.0



Accessori d'installazione non inclusi obbligatori
Required installation accessories, not included



POTENZA / ALIMENTAZIONE POWER / POWER SUPPLY	max 1W max 350mA
CODICE CODE	KI10201000 ■ O ■ E Bianco / White KI10201000 ■ O ■ N Nero / Black KI10201000 ■ O ■ Y Oro rosa / Rose gold KI10201000 ■ O ■ Z Bronzo antico / Antique bronze
COLORE LED LED COLOUR	F - 2700K 5 - 3000K 9 - 4000K
OTTICHE OPTICS	M - 23° L - 36° J - 48° W - 26°x40° X - 40°x26°
FLUSSO SORGENTE LUMEN OUTPUT AT SOURCE	105 lm (3000K, 350mA)
FLUSSO EMESSO DELIVERED LUMEN OUTPUT	51 lm (3000K, 350mA, 36°)
NUMERO E TIPO LED NO. AND TYPE OF LED	1 power LED 3-step MacAdam, 50000h L90 B10 (Ta 25°C)
CARATTERISTICHE FEATURES	CRI >90

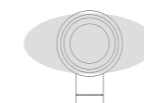
KRILL 1.4



Accessori d'installazione non inclusi obbligatori
Required installation accessories, not included



POTENZA / ALIMENTAZIONE POWER / POWER SUPPLY	max 1W max 350mA
CODICE CODE	KI14201000 ■ R1 ■ E Bianco / White KI14201000 ■ R1 ■ N Nero / Black KI14201000 ■ R1 ■ Y Oro rosa / Rose gold KI14201000 ■ R1 ■ Z Bronzo antico / Antique bronze
COLORE LED LED COLOUR	F - 2700K 5 - 3000K 9 - 4000K
OTTICHE OPTICS	range ottico 22°÷64° / optical range 22°-64°
FLUSSO SORGENTE LUMEN OUTPUT AT SOURCE	105 lm (3000K, 350mA)
FLUSSO EMESSO DELIVERED LUMEN OUTPUT	60 lm (3000K, 350mA, 64°)
NUMERO E TIPO LED NO. AND TYPE OF LED	1 power LED 3-step MacAdam, 50000h L90 B10 (Ta 25°C)
CARATTERISTICHE FEATURES	CRI >90



Ottica 23°x50°
23°x50° optics
(Krill 2.0)



Ottica 50°x23°
50°x23° optics
(Krill 2.0)

KRILL 2.0




Accessori d'installazione non inclusi obbligatori
Required installation accessories, not included



POTENZA / ALIMENTAZIONE POWER / POWER SUPPLY	max 2.5W max 700mA
CODICE CODE	KI20201000 ■ O ■ E Bianco / White KI20201000 ■ O ■ N Nero / Black KI20201000 ■ O ■ Y Oro rosa / Rose gold KI20201000 ■ O ■ Z Bronzo antico / Antique bronze
COLORE LED LED COLOUR	F - 2700K 5 - 3000K 9 - 4000K
OTTICHE OPTICS	S - 17° M - 25° L - 33° W - 23°x50° X - 50°x23°
FLUSSO SORGENTE LUMEN OUTPUT AT SOURCE	202 lm (3000K, 700mA)
FLUSSO EMESSO DELIVERED LUMEN OUTPUT	150 lm (3000K, 700mA, 17°)
NUMERO E TIPO LED NO. AND TYPE OF LED	1 power LED 1/4 ANSI BIN, 50000h L90 B10 (Ta 25°C)
CARATTERISTICHE FEATURES	CRI >90

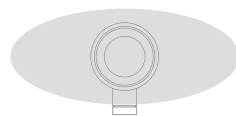
KRILL 2.4



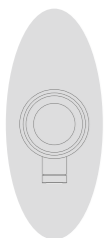
Accessori d'installazione non inclusi obbligatori
Required installation accessories, not included



POTENZA / ALIMENTAZIONE POWER / POWER SUPPLY	max 2.5W max 700mA
CODICE CODE	KI24201000 ■ R1 ■ E Bianco / White KI24201000 ■ R1 ■ N Nero / Black KI24201000 ■ R1 ■ Y Oro rosa / Rose gold KI24201000 ■ R1 ■ Z Bronzo antico / Antique bronze
COLORE LED LED COLOUR	F - 2700K 5 - 3000K 9 - 4000K
OTTICHE OPTICS	range ottico 9°÷70° / optical range 9°-70°
FLUSSO SORGENTE LUMEN OUTPUT AT SOURCE	202 lm (3000K, 700mA)
FLUSSO EMESSO DELIVERED LUMEN OUTPUT	176 lm (3000K, 700mA, 70°)
NUMERO E TIPO LED NO. AND TYPE OF LED	1 power LED 1/4 ANSI BIN, 50000h L90 B10 (Ta 25°C)
CARATTERISTICHE FEATURES	CRI >90



Ottica 21°x50°
21°x50° optics
(Krill 3.0)



Ottica 50°x21°
50°x21° optics
(Krill 3.0)

KRILL 3.0

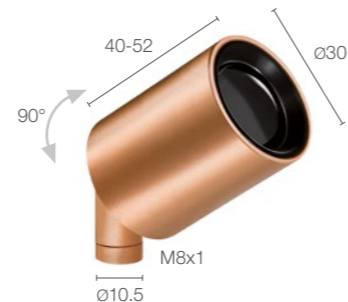


Accessori d'installazione non inclusi obbligatori
Required installation accessories, not included



POTENZA / ALIMENTAZIONE POWER / POWER SUPPLY	max 4.5W max 350mA
CODICE CODE	KI30201000 O E Bianco / White KI30201000 O N Nero / Black KI30201000 O Y Oro rosa / Rose gold KI30201000 O Z Bronzo antico / Antique bronze
COLORE LED LED COLOUR	F - 2700K 5 - 3000K 9 - 4000K
OTTICHE OPTICS	S - 16° M - 23° L - 33° K - 42° W - 21°x50° X - 50°x21°
FLUSSO SORGENTE LUMEN OUTPUT AT SOURCE	452 lm (3000K, 350mA)
FLUSSO EMESSO DELIVERED LUMEN OUTPUT	281 lm (3000K, 350mA, 23°)
NUMERO E TIPO LED NO. AND TYPE OF LED	1 high intensity power LED 3-step MacAdam, 50000h L90 B10 (Ta 25°C)
CARATTERISTICHE FEATURES	CRI >90

KRILL 3.4



Accessori d'installazione non inclusi obbligatori
Required installation accessories, not included



POTENZA / ALIMENTAZIONE POWER / POWER SUPPLY	max 4.5W max 350mA
CODICE CODE	KI34201000 R1 E Bianco / White KI34201000 R1 N Nero / Black KI34201000 R1 Y Oro rosa / Rose gold KI34201000 R1 Z Bronzo antico / Antique bronze
COLORE LED LED COLOUR	F - 2700K 5 - 3000K 9 - 4000K
OTTICHE OPTICS	range ottico 18°÷80° / optical range 18°-80°
FLUSSO SORGENTE LUMEN OUTPUT AT SOURCE	452 lm (3000K, 350mA)
FLUSSO EMESSO DELIVERED LUMEN OUTPUT	253 lm (3000K, 350mA, 80°)
NUMERO E TIPO LED NO. AND TYPE OF LED	1 high intensity power LED 3-step MacAdam, 50000h L90 B10 (Ta 25°C)
CARATTERISTICHE FEATURES	CRI >90



^
KRILL 2.4
3000K, 2.5W
range ottico 9°÷70° / optical range 9°-70°
oro rosa / rose gold
con piastra magnetica / with magnetic plate

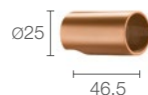
KRILL

ACCESSORI / ACCESSORIES


ACCESSORI ANTIABBLAGLIAMENTO ANTI-GLARE ACCESSORIES



WHK120A0 (Krill 2.0)
WHK130A0 (Krill 3.0)
Nido d'ape
Honeycomb louvre



WBA00E - Bianco / White
WBA00N - Nero / Black
WBA00Y - Oro rosa / Rose gold
WBA00Z - Bronzo antico / Antique bronze
Cannocchiale standard
Standard snoot
(Krill 2.0)



WBA01E - Bianco / White
WBA01N - Nero / Black
WBA01Y - Oro rosa / Rose gold
WBA01Z - Bronzo antico / Antique bronze
Cannocchiale standard
Standard snoot
(Krill 3.0)

ACCESSORI PER INSTALLAZIONE ACCESSORIES FOR INSTALLATION

Accessori per installazione non inclusi obbligatori
Required installation accessories, not included



WDA00E - Bianco / White
WDA00N - Nero / Black
WDA00Y - Oro rosa / Rose gold
WDA00Z - Bronzo antico / Antique bronze
Base di fissaggio
Fixing base



WDA04E - Bianco / White
WDA04N - Nero / Black
WDA04Y - Oro rosa / Rose gold
WDA04Z - Bronzo antico / Antique bronze
Piastra magnetica
Magnetic plate



WDA03E - Bianco / White
WDA03N - Nero / Black
WDA03Y - Oro rosa / Rose gold
WDA03Z - Bronzo antico / Antique bronze
Base rosone
Ceiling rose



WGA08E - Bianco / White
WGA08N - Nero / Black
WGA08Y - Oro rosa / Rose gold
WGA08Z - Bronzo antico / Antique bronze
Molla di fissaggio
Fixing spring

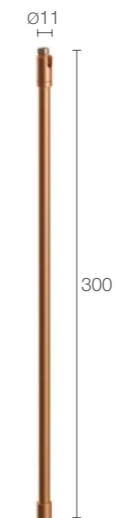


h 150 mm
WDA01E - Bianco / White
WDA01N - Nero / Black
WDA01Y - Oro rosa / Rose gold
WDA01Z - Bronzo antico / Antique bronze
Stelo rigido
Rigid arm

da ordinare contestualmente
alla base di fissaggio o al nipplo
order together with
the fixing base or the nipple



WGA01
Nipplo di fissaggio
Nipple coupler



h 300 mm
WDA02E - Bianco / White
WDA02N - Nero / Black
WDA02Y - Oro rosa / Rose gold
WDA02Z - Bronzo antico / Antique bronze
Stelo rigido
Rigid arm

da ordinare contestualmente
alla base di fissaggio o al nipplo
order together with
the fixing base or the nipple

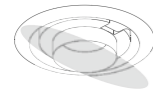
CAVI DI ALIMENTAZIONE POWER CABLES

Cavo in PVC / PVC cable
HT105° 2x0.20 Ø3.0 mm
lunghezza su richiesta /
your choice of length

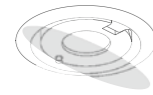
WF0600
da ordinare contestualmente
all'apparecchio illuminante
order together with the lighting fixture

CIAK


CIAK 1.0



Ottica 16°x34°
16°x34° optics
(Ciak 1.0 / 1.6)



Ottica 16°x34°
16°x34° optics
(Ciak 1.1 / 1.7)



POTENZA / ALIMENTAZIONE
POWER / POWER SUPPLY
CODICE
CODE

max 1.5W max 500mA
CK10101 ■ ■ B Bianco / White
CK10101 ■ ■ N Nero / Black

■ **COLORE LED**
LED COLOUR

F - 2700K
5 - 3000K
9 - 4000K

■ **OTTICHE**
OPTICS

S - 17°
M - 29°
P - 48° sharp
L - 52°
W - 16°x34°

FLUSSO SORGENTE
LUMEN OUTPUT AT SOURCE

157 lm (3000K, 500mA)

FLUSSO EMESSO
DELIVERED LUMEN OUTPUT

144 lm (3000K, 500mA, 29°)


NUMERO E TIPO LED
NO. AND TYPE OF LED

1 power LED
1/4 ANSI BIN, 50000h L90 B10 (Ta 25°C)

CARATTERISTICHE
FEATURES

CRI >90

CIAK 1.1



max 1.5W max 500mA
CK11101 ■ ■ B Bianco / White
CK11101 ■ ■ N Nero / Black

F - 2700K
5 - 3000K
9 - 4000K

S - 17°
M - 29°
P - 48° sharp
L - 52°
W - 16°x34°

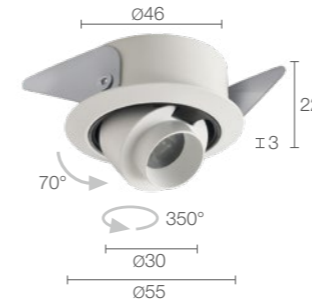
157 lm (3000K, 500mA)

144 lm (3000K, 500mA, 29°)

1 power LED
1/4 ANSI BIN, 50000h L90 B10 (Ta 25°C)

CRI >90

CIAK 1.6



2.5W 24Vdc
CK16001 ■ ■ B Bianco / White
CK16001 ■ ■ N Nero / Black

F - 2700K
5 - 3000K
9 - 4000K

S - 17°
M - 29°
P - 48° sharp
L - 52°
W - 16°x34°

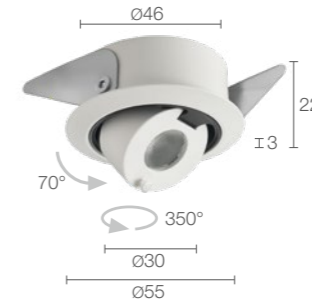
157 lm (3000K)

144 lm (3000K, 29°)

1 power LED
1/4 ANSI BIN, 50000h L90 B10 (Ta 25°C)

CRI >90

CIAK 1.7



2.5W 24Vdc
CK17001 ■ ■ B Bianco / White
CK17001 ■ ■ N Nero / Black

F - 2700K
5 - 3000K
9 - 4000K

S - 17°
M - 29°
P - 48° sharp
L - 52°
W - 16°x34°

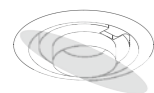
157 lm (3000K)

144 lm (3000K, 29°)

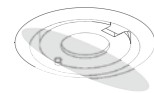
1 power LED
1/4 ANSI BIN, 50000h L90 B10 (Ta 25°C)

CRI >90


CIAK 2.6



Ottica 13°x43°
13°x43° optics
(Ciak 2.6)



Ottica 13°x43°
13°x43° optics
(Ciak 2.7)



Ø 65 mm

CE LED TECH III kg 0.15 IP40

A A+ A++ EPS

POTENZA / ALIMENTAZIONE
POWER / POWER SUPPLY 5W 24Vdc
CODICE
CODE CK26001 B Bianco / White
CK26001 N Nero / Black

COLORE LED
LED COLOUR F - 2700K
5 - 3000K
9 - 4000K

OTTICHE
OPTICS S - 11°
M - 17°
P - 19° sharp
L - 32°
J - 65°
W - 13°x43°


FLUSSO SORGENTE
LUMEN OUTPUT AT SOURCE 452 lm (3000K)

FLUSSO EMESSO
DELIVERED LUMEN OUTPUT 303 lm (3000K, 32°)

NUMERO E TIPO LED
NO. AND TYPE OF LED 1 high intensity power LED
3-step MacAdam, 50000h L95 B10 (Ta 25°C)

CARATTERISTICHE
FEATURES CRI >90

CIAK 2.7



Ø 65 mm

CE LED TECH III kg 0.15 IP40

A A+ A++ EPS

5W 24Vdc
CK27001 B Bianco / White
CK27001 N Nero / Black

F - 2700K
5 - 3000K
9 - 4000K

S - 11°
M - 17°
P - 19° sharp
L - 32°
J - 65°
W - 13°x43°

452 lm (3000K)

303 lm (3000K, 32°)

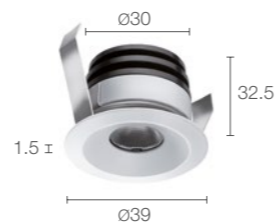
1 high intensity power LED
3-step MacAdam, 50000h L95 B10 (Ta 25°C)

CRI >90



CAMEO

CAMEO 1.0



POTENZA / ALIMENTAZIONE max 1.5W max 500mA
POWER / POWER SUPPLY max 1.5W max 500mA
CODICE CM10201000 **O** **E** Bianco / White
CODE CM10201000 **O** **N** Nero / Black

COLORE LED F - 2700K
LED COLOUR 5 - 3000K
 9 - 4000K

OTTICHE S - 17°
OPTICS M - 29°
 P - 48° sharp
 L - 52°
 W - 16°x34°

FLUSSO SORGENTE 157 lm (3000K, 500mA)
LUMEN OUTPUT AT SOURCE

FLUSSO EMESSO 144 lm (3000K, 500mA, 29°)
DELIVERED LUMEN OUTPUT

NUMERO E TIPO LED 1 power LED, 1/4 ANSI BIN
NO. AND TYPE OF LED 50000h L90 B10 (Ta 25°C)

CARATTERISTICHE CRI >90
FEATURES

CAMEO 1.1



max 1.5W max 500mA
CM11201000 **O** **E** Bianco / White
CM11201000 **O** **N** Nero / Black

F - 2700K
 5 - 3000K
 9 - 4000K

S - 17° orientabile/tiltable ±20°
 M - 29° orientabile/tiltable ±20°
 P - 48° sharp orientabile/tiltable ±20°
 L - 52° orientabile/tiltable ±20°
 W - 16°x34° orientabile/tiltable ±20°

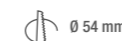
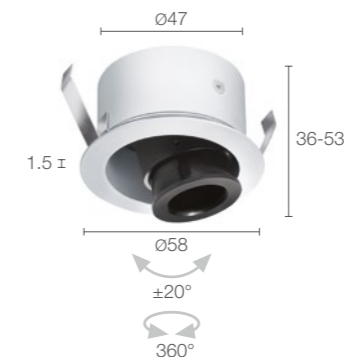
157 lm (3000K, 500mA)

144 lm (3000K, 500mA, 29°)

1 power LED, 1/4 ANSI BIN
 50000h L90 B10 (Ta 25°C)

CRI >90

CAMEO 1.2



max 1.5W max 500mA
CM12201000 **R1** **E** Bianco / White
CM12201000 **R1** **N** Nero / Black

F - 2700K
 5 - 3000K
 9 - 4000K

range ottico 8°-40° orientabile ±20° /
 optical range 8°-40° tilttable ±20°

157 lm (3000K, 500mA)

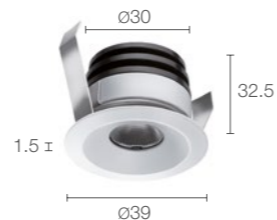
50 lm (3000K, 500mA, 40°)

1 power LED, 1/4 ANSI BIN
 50000h L90 B10 (Ta 25°C)

CRI >90



CAMEO 1.6



POTENZA / ALIMENTAZIONE POWER / POWER SUPPLY	2.5W 24Vdc
CODICE CODE	CM16001000 O E Bianco / White CM16001000 O N Nero / Black

COLORE LED LED COLOUR	F - 2700K 5 - 3000K 9 - 4000K
---------------------------------	--

OTTICHE OPTICS	S - 17° M - 29° P - 48° sharp L - 52° W - 16°x34°
--------------------------	--

FLUSSO SORGENTE LUMEN OUTPUT AT SOURCE	157 lm (3000K)
--	----------------

FLUSSO EMESSO DELIVERED LUMEN OUTPUT	144 lm (3000K, 29°)
--	---------------------

NUMERO E TIPO LED NO. AND TYPE OF LED	1 power LED, 1/4 ANSI BIN 50000h L90 B10 (Ta 25°C)
---	---

CARATTERISTICHE FEATURES	CRI >90
------------------------------------	---------

CAMEO 1.7



POTENZA / ALIMENTAZIONE POWER / POWER SUPPLY	2.5W 24Vdc
CODICE CODE	CM17001000 O E Bianco / White CM17001000 O N Nero / Black

COLORE LED LED COLOUR	F - 2700K 5 - 3000K 9 - 4000K
---------------------------------	--

OTTICHE OPTICS	S - 17° orientabile/tiltable ±20° M - 29° orientabile/tiltable ±20° P - 48° sharp orientabile/tiltable ±20° L - 52° orientabile/tiltable ±20° W - 16°x34° orientabile/tiltable ±20°
--------------------------	--

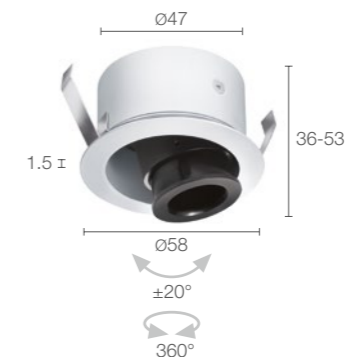
FLUSSO SORGENTE LUMEN OUTPUT AT SOURCE	157 lm (3000K)
--	----------------

FLUSSO EMESSO DELIVERED LUMEN OUTPUT	144 lm (3000K, 29°)
--	---------------------

NUMERO E TIPO LED NO. AND TYPE OF LED	1 power LED, 1/4 ANSI BIN 50000h L90 B10 (Ta 25°C)
---	---

CARATTERISTICHE FEATURES	CRI >90
------------------------------------	---------

CAMEO 1.8



POTENZA / ALIMENTAZIONE POWER / POWER SUPPLY	2.5W 24Vdc
CODICE CODE	CM18001000 R1 E Bianco / White CM18001000 R1 N Nero / Black

COLORE LED LED COLOUR	F - 2700K 5 - 3000K 9 - 4000K
---------------------------------	--

OTTICHE OPTICS	range ottico 8°-40° orientabile ±20° / optical range 8°-40° tilttable ±20°
--------------------------	---

FLUSSO SORGENTE LUMEN OUTPUT AT SOURCE	157 lm (3000K)
--	----------------


FLUSSO EMESSO DELIVERED LUMEN OUTPUT	50 lm (3000K, 40°)
--	--------------------

NUMERO E TIPO LED NO. AND TYPE OF LED	1 power LED, 1/4 ANSI BIN 50000h L90 B10 (Ta 25°C)
---	---

CARATTERISTICHE FEATURES	CRI >90
------------------------------------	---------



CAMEO 2.8
 3000K, 5W, zoom ottico orientabile 8°÷58° /
 8°-58° tiltable zoom lens, bianco/white



CAMEO 2.6



POTENZA / ALIMENTAZIONE POWER / POWER SUPPLY	5W 24Vdc
CODICE CODE	CM26001000 ■ ■ ■ E Bianco / White CM26001000 ■ ■ ■ N Nero / Black

COLORE LED LED COLOUR	F - 2700K 5 - 3000K 9 - 4000K
---------------------------------	--

OTTICHE OPTICS	S - 11° M - 17° P - 19° sharp L - 32° J - 65° W - 13°x43°
--------------------------	--

FLUSSO SORGENTE LUMEN OUTPUT AT SOURCE	452 lm (3000K)
--	----------------

FLUSSO EMESSO DELIVERED LUMEN OUTPUT	303 lm (3000K, 32°)
--	---------------------

NUMERO E TIPO LED NO. AND TYPE OF LED	1 high intensity power LED, 3-step MacAdam 50000h L95 B10 (Ta 25°C)
---	---

CARATTERISTICHE FEATURES	CRI >90
------------------------------------	---------

CAMEO 2.7



POTENZA / ALIMENTAZIONE POWER / POWER SUPPLY	5W 24Vdc
CODICE CODE	CM27001000 ■ ■ ■ E Bianco / White CM27001000 ■ ■ ■ N Nero / Black

COLORE LED LED COLOUR	F - 2700K 5 - 3000K 9 - 4000K
---------------------------------	--

OTTICHE OPTICS	S - 11° orientabile/tiltable ±20° M - 17° orientabile/tiltable ±20° P - 19° sharp orientabile/tiltable ±20° L - 32° orientabile/tiltable ±20° J - 65° orientabile/tiltable ±20° W - 13°x43° orientabile/tiltable ±20°
--------------------------	--


FLUSSO SORGENTE LUMEN OUTPUT AT SOURCE	452 lm (3000K)
--	----------------

FLUSSO EMESSO DELIVERED LUMEN OUTPUT	303 lm (3000K, 32°)
--	---------------------

NUMERO E TIPO LED NO. AND TYPE OF LED	1 high intensity power LED, 3-step MacAdam 50000h L95 B10 (Ta 25°C)
---	---

CARATTERISTICHE FEATURES	CRI >90
------------------------------------	---------

CAMEO 2.8



POTENZA / ALIMENTAZIONE POWER / POWER SUPPLY	5W 24Vdc
CODICE CODE	CM28001000 ■ ■ ■ R1 E Bianco / White CM28001000 ■ ■ ■ R1 N Nero / Black

COLORE LED LED COLOUR	F - 2700K 5 - 3000K 9 - 4000K
---------------------------------	--

OTTICHE OPTICS	range ottico 8°÷58° orientabile ±20° / optical range 8°-58° tiltable ±20°
--------------------------	---

FLUSSO SORGENTE LUMEN OUTPUT AT SOURCE	452 lm (3000K)
--	----------------

FLUSSO EMESSO DELIVERED LUMEN OUTPUT	241 lm (3000K, 58°)
--	---------------------

NUMERO E TIPO LED NO. AND TYPE OF LED	1 high intensity power LED, 3-step MacAdam 50000h L95 B10 (Ta 25°C)
---	---

CARATTERISTICHE FEATURES	CRI >90
------------------------------------	---------



CONCEPT AND ART DIRECTION
valentinicesarottiassociati

© L&L LUCE&LIGHT SRL, 2020
ALL RIGHTS RESERVED

REV02/2020

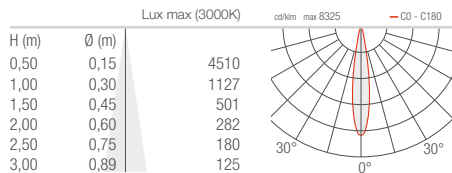
CAMEO

INCASSI DA INTERNO

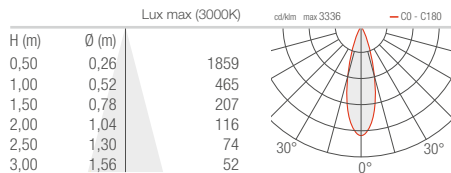
CAMEO 1.0

1.1
1.6
1.7

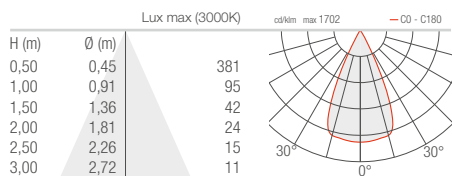
S - 17°



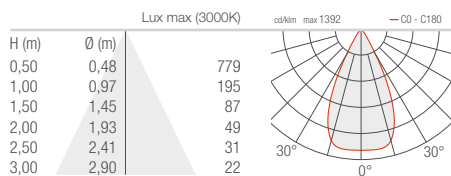
M - 29°



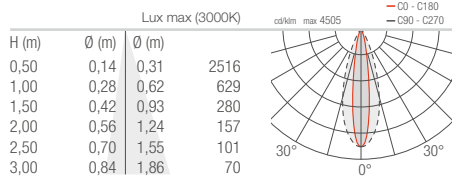
P - 48° sharp



L - 52°



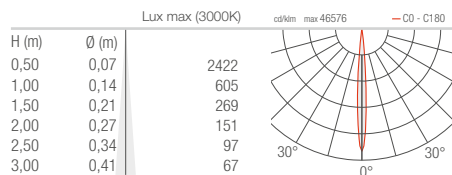
W - 16°x34°



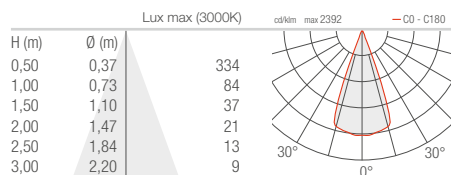
CAMEO 1.2

1.8

R1 - 8° (8°÷40°)

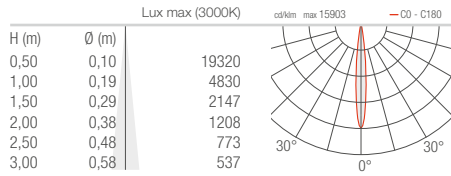


R1 - 40° (8°÷40°)

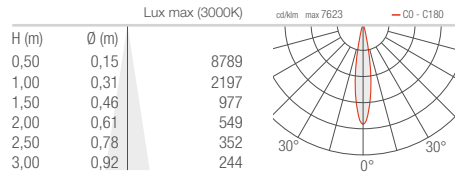


CAMEO 2.6 2.7

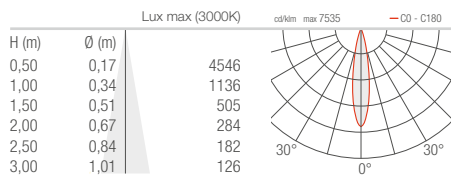
S - 11°



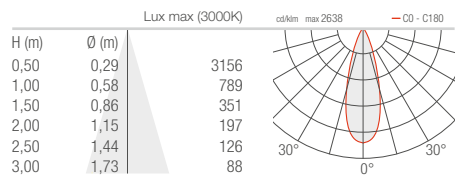
M - 17°



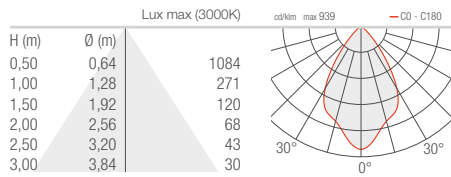
P - 19° sharp



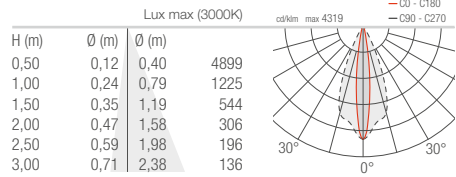
L - 32°



J - 65°

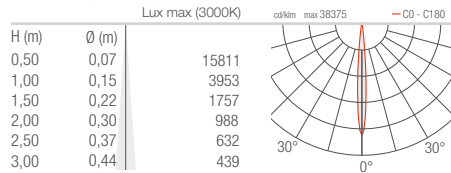


W - 13°x43°

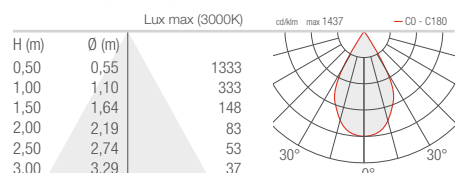


CAMEO 2.8

R1 - 8° (8°÷58°)



R1 - 58° (8°÷58°)



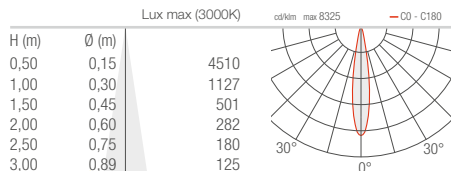
CIAK

INCASSI DA INTERNO

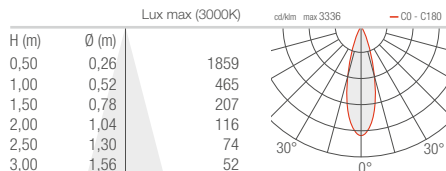
CIAK 1.0

1.1
1.6
1.7

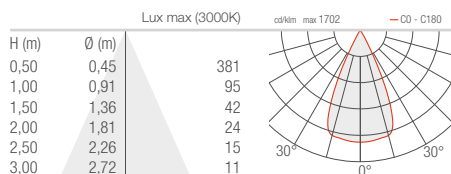
S - 17°



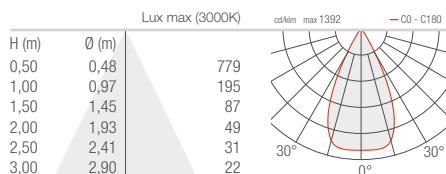
M - 29°



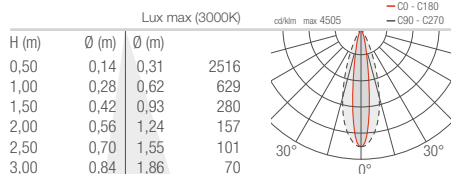
P - 48° sharp



L - 52°



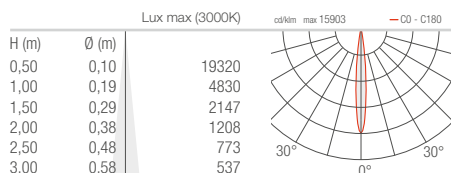
W - 16°x34°



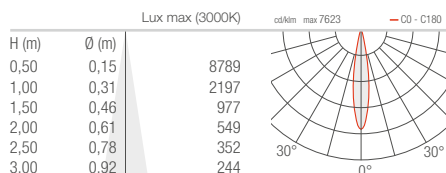
CIAK 2.6

2.7

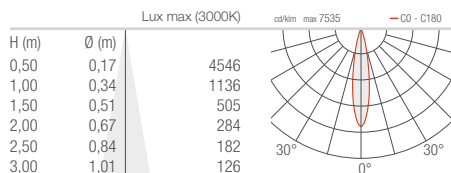
S - 11°



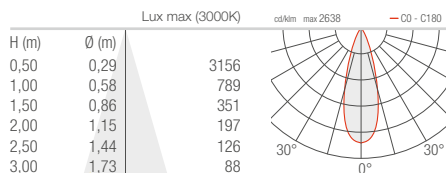
M - 17°



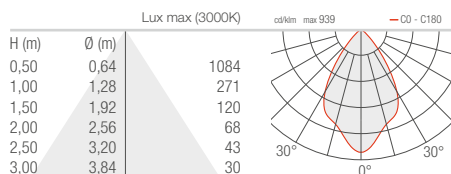
P - 19° sharp



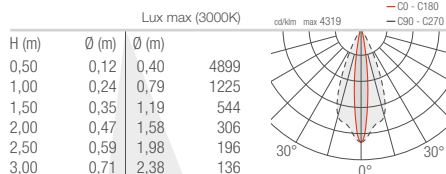
L - 32°



J - 65°



W - 13°x43°

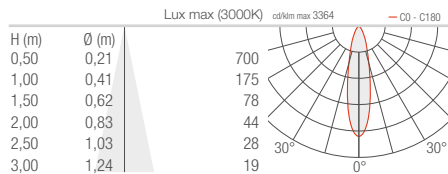


KRILL

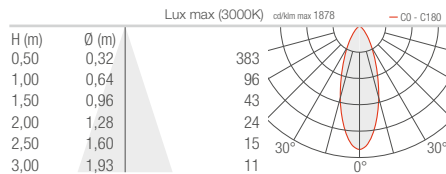
PROIETTORI DA INTERNO

KRILL 1.0

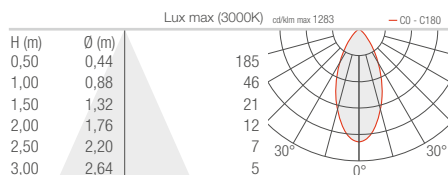
M - 23°



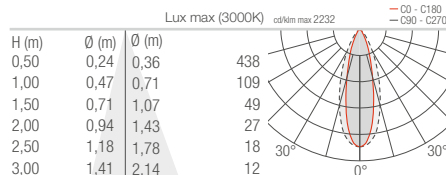
L - 36°



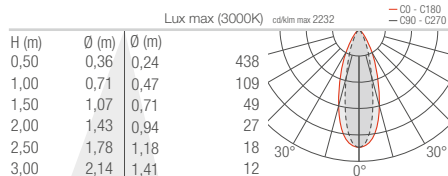
J - 48°



W - 26°x40°

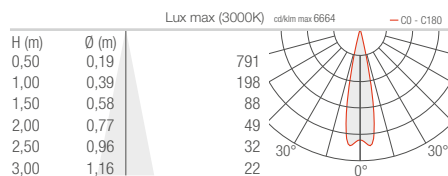


X - 40°x26°

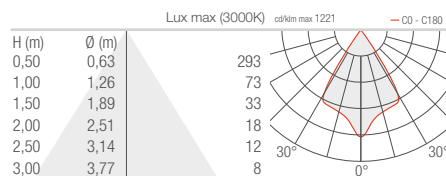


KRILL 1.4

R1 - 22° (22°÷64°)

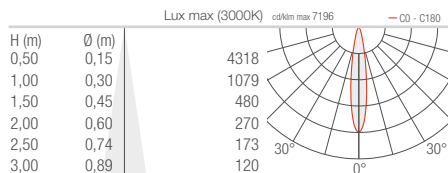


R1 - 64° (22°÷64°)

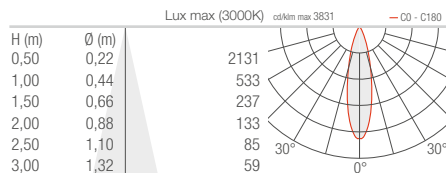


KRILL 2.0

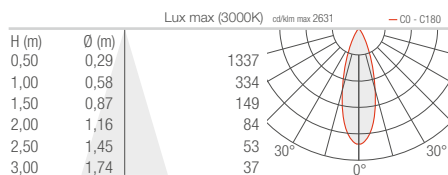
S - 17°



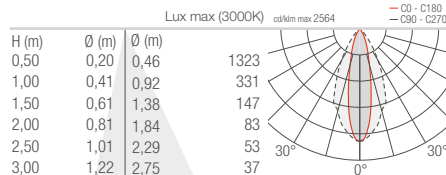
M - 25°



L - 33°




W - 23°x50°



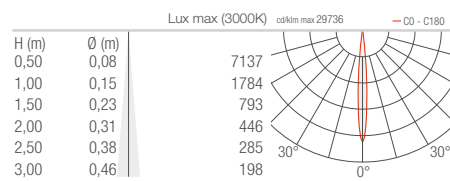
KRILL 2.0

X - 50°x23°

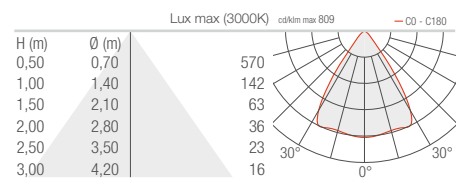


KRILL 2.4

R1 - 9° (9°÷70°)

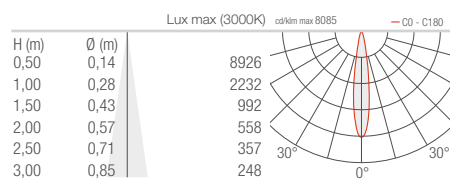


R1 - 70° (9°÷70°)

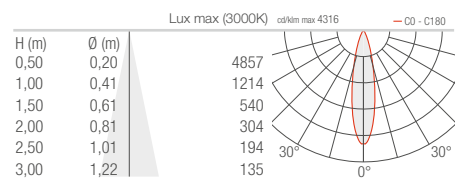


KRILL 3.0

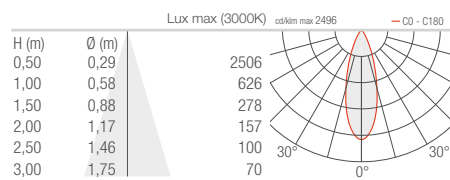
S - 16°



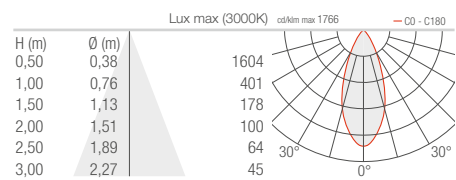
M - 23°



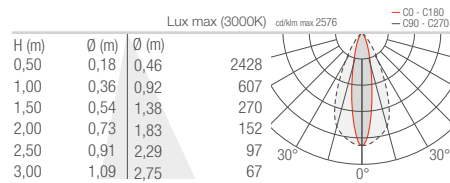
L - 33°



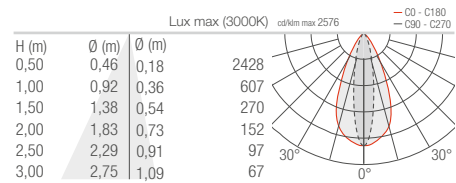
K - 42°



W - 21°x50°

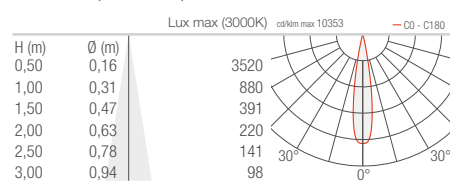


X - 50°x21°

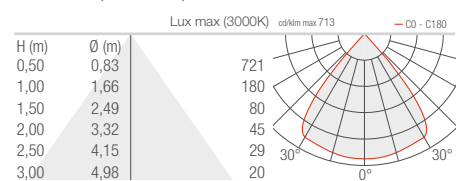


KRILL 3.4

R1 - 18° (18°÷80°)



R1 - 80° (18°÷80°)





L&L Luce&Light
Via della Tecnica, 46
36031 Povolara di Dueville
Vicenza - Italy

T +39 0444 36 05 71
F +39 0444 59 43 04
E lucelight@lucelight.it
W www.lucelight.it