

# STRIP LED



L u c e & L i g h t

# STRIP LED

---

COLLEZIONE DA INTERNO ED ESTERNO / INDOOR AND OUTDOOR COLLECTION



Luce & Light



^  
**STRIP LED PLUS**  
profilo Line, schermo opalino  
Line profile, milky cover  
3000K, 14.4W/m  
profilo Lyna, schermo opalino  
Lyna profile, milky cover  
3000K, 14.4W/m

Project by / arch. Mariangela Alicino  
Photo by / Alessio Tamborini  
Residential building, Andria, Italy

02

L&L Basic collection

## STRIP LED

---

**La linea di Strip LED BASIC COLLECTION  
offre un'ampia gamma di soluzioni.  
È adatta per molteplici usi in contesti residenziali, hospitality e retail.  
Le Strip LED sono disponibili con differenti temperature di colore  
e CRI >95, bianco dinamico e luce RGB, RGBW.  
Sono previste soluzioni ad alto flusso  
e versioni sia da interno che esterno.**


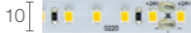








**The BASIC COLLECTION of LED light strips  
offers a large range of solutions.  
It lends itself to a wide variety of uses  
in private homes, retail and hospitality.  
The LED strips are available with different colour temperatures  
and CRI >95, dynamic white or RGB and RGBW light.  
The line includes high-flux solutions  
and both indoor and outdoor versions.**

03

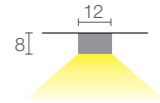
L&L Basic collection

# STRIP LED

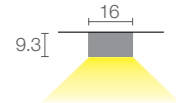
## INSTALLAZIONE SU SUPERFICIE / SURFACE-MOUNTED INSTALLATION

DECOR	PROFESSIONAL	PLUS	POWER	SLIM	PLUS IP65	POWER IP65	TUNABLE WHITE	RGB	RGBW
									
IP20 7.2W/m 400 lm/m CRI >95	IP20 12.8W/m 1250 lm/m CRI >95	IP20 14.4W/m 1500 lm/m CRI >95	IP20 23W/m 2300 lm/m CRI >95	IP20 8W/m 800 lm/m CRI >95	IP65 14.4W/m 1500 lm/m CRI >95	IP65 23W/m 2300 lm/m CRI >95	IP20 20W/m 2100 lm/m CRI >90 3000K - 6000K	IP20 14.4W/m 500 lm/m	IP20 20W/m 800 lm/m W: 2700K

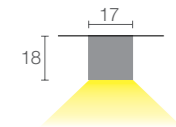
### MICRO



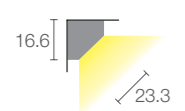
### LINE



### LINE PLUS

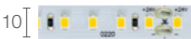










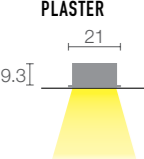
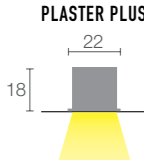
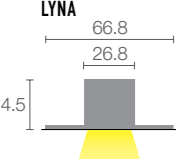
### CORNER



# STRIP LED

## INSTALLAZIONE A INCASSO / RECESSED INSTALLATION

PROFESSIONAL	PLUS	POWER	SLIM	PLUS IP65	POWER IP65	TUNABLE WHITE	RGB	RGBW
								
IP20 12.8W/m 1250 lm/m CRI >95	IP20 14.4W/m 1500 lm/m CRI >95	IP20 23W/m 2300 lm/m CRI >95	IP20 8W/m 800 lm/m CRI >95	IP65 14.4W/m 1500 lm/m CRI >95	IP65 23W/m 2300 lm/m CRI >95	IP20 20W/m 2100 lm/m CRI >90 3000K - 6000K	IP20 14.4W/m 500 lm/m	IP20 20W/m 800 lm/m W: 2700K

PLASTER	PROFESSIONAL	PLUS	POWER	SLIM	PLUS IP65	POWER IP65	TUNABLE WHITE	RGB	RGBW
		•			•			•	
PLASTER PLUS		•	•	•	•	•	•	•	•
									
LYNA		•	•	•	•	•	•	•	•
									





^  
**STRIP LED PLUS**  
profilo Line, schermo opalino  
Line profile, milky cover  
4000K, 14.4W/m

10

L&L Basic collection

## STRIP LED

---

COMPOSIZIONE / COMPOSITION

**Il servizio di personalizzazione dedicato a Strip LED permette di configurare l'apparecchio nella lunghezza adatta per il progetto. Costruisci la versione che desideri tramite il configuratore nella pagina seguente.**

**The customization service for Strip LED allows you to configure the fixture in the length you need for your project. Construct the version you want using the configurator on the next page.**

11

L&L Basic collection

PREFISSO / PREFIX	PROFILO / PROFILE	SCHERMO / COVER	STRIP LED	COLORE LED / LED COLOUR	FINITURA / FINISH	CAVO DI ALIMENTAZIONE / POWER CABLE	ACCESSORI / ACCESSORIES
<b>BAS</b>	<b>MIC</b> - Micro	<b>T</b> - trasparente / transparent <b>F</b> - satinato / frosted <b>M</b> - opalino / milky	<b>SLI</b> - Slim (tagliabile ogni 5 cm / can be cut every 5 cm)	<b>F</b> - 2700K <b>5</b> - 3000K <b>9</b> - 4000K	<b>B</b> - bianco / white <b>N</b> - nero / black <b>A</b> - alluminio / aluminium <b>T</b> - cor-ten	<b>R1</b> - uscita cavo posteriore 150 mm / rear cable entry 150 mm <b>R2</b> - uscita cavo posteriore 300 mm / rear cable entry 300 mm <b>R3</b> - uscita cavo posteriore 500 mm / rear cable entry 500 mm <b>L1</b> - uscita cavo laterale 150 mm / side cable entry 150 mm <b>L2</b> - uscita cavo laterale 300 mm / side cable entry 300 mm <b>L3</b> - uscita cavo laterale 500 mm / side cable entry 500 mm	Fornito con tappi e clip Supplied with end caps and clips
<b>BAS</b>	<b>LIN</b> - Line	<b>T</b> - trasparente / transparent <b>F</b> - satinato / frosted <b>M</b> - opalino / milky	<b>DEC</b> - Decor (tagliabile ogni 17 cm / can be cut every 17 cm) <b>PRO</b> - Professional (tagliabile ogni 5 cm / can be cut every 5 cm) <b>PLU</b> - Plus (tagliabile ogni 3 cm / can be cut every 3 cm) <b>RGB</b> - RGB (tagliabile ogni 10 cm / can be cut every 10 cm)	<b>F</b> - 2700K <b>5</b> - 3000K <b>9</b> - 4000K <b>6</b> - RGB	<b>B</b> - bianco / white <b>N</b> - nero / black <b>A</b> - alluminio / aluminium <b>T</b> - cor-ten	<b>R1</b> - uscita cavo posteriore 150 mm / rear cable entry 150 mm <b>R2</b> - uscita cavo posteriore 300 mm / rear cable entry 300 mm <b>R3</b> - uscita cavo posteriore 500 mm / rear cable entry 500 mm <b>L1</b> - uscita cavo laterale 150 mm / side cable entry 150 mm <b>L2</b> - uscita cavo laterale 300 mm / side cable entry 300 mm <b>L3</b> - uscita cavo laterale 500 mm / side cable entry 500 mm	Fornito con tappi e clip Supplied with end caps and clips
<b>BAS</b>	<b>PLA</b> - Plaster	<b>T</b> - trasparente / transparent <b>F</b> - satinato / frosted <b>M</b> - opalino / milky	<b>DEC</b> - Decor (tagliabile ogni 17 cm / can be cut every 17 cm) <b>PRO</b> - Professional (tagliabile ogni 5 cm / can be cut every 5 cm) <b>PLU</b> - Plus (tagliabile ogni 3 cm / can be cut every 3 cm) <b>SLI</b> - Slim (tagliabile ogni 5 cm / can be cut every 5 cm) <b>P65</b> - Plus IP65 (tagliabile ogni 3 cm / can be cut every 3 cm) <b>RGB</b> - RGB (tagliabile ogni 10 cm / can be cut every 10 cm)	<b>F</b> - 2700K <b>5</b> - 3000K <b>9</b> - 4000K <b>6</b> - RGB	<b>B</b> - bianco / white <b>N</b> - nero / black <b>A</b> - alluminio / aluminium <b>T</b> - cor-ten	<b>R1</b> - uscita cavo posteriore 150 mm / rear cable entry 150 mm <b>R2</b> - uscita cavo posteriore 300 mm / rear cable entry 300 mm <b>R3</b> - uscita cavo posteriore 500 mm / rear cable entry 500 mm <b>L1</b> - uscita cavo laterale 150 mm / side cable entry 150 mm <b>L2</b> - uscita cavo laterale 300 mm / side cable entry 300 mm <b>L3</b> - uscita cavo laterale 500 mm / side cable entry 500 mm	Fornito con tappi e clip Supplied with end caps and clips
<b>BAS</b>	<b>COR</b> - Corner	<b>T</b> - trasparente / transparent <b>F</b> - satinato / frosted <b>M</b> - opalino / milky	<b>DEC</b> - Decor (tagliabile ogni 17 cm / can be cut every 17 cm) <b>PRO</b> - Professional (tagliabile ogni 5 cm / can be cut every 5 cm) <b>PLU</b> - Plus (tagliabile ogni 3 cm / can be cut every 3 cm) <b>POW</b> - Power (tagliabile ogni 3 cm / can be cut every 3 cm) <b>SLI</b> - Slim (tagliabile ogni 5 cm / can be cut every 5 cm) <b>P65</b> - Plus IP65 (tagliabile ogni 3 cm / can be cut every 3 cm) <b>TNW</b> - Tunable White (tagliabile ogni 5 cm / can be cut every 5 cm) <b>RGB</b> - RGB (tagliabile ogni 10 cm / can be cut every 10 cm) <b>MUL</b> - RGBW (tagliabile ogni 10 cm / can be cut every 10 cm)	<b>F</b> - 2700K <b>5</b> - 3000K <b>9</b> - 4000K <b>H</b> - tunable white <b>6</b> - RGB <b>7</b> - RGBW	<b>B</b> - bianco / white <b>N</b> - nero / black <b>A</b> - alluminio / aluminium <b>T</b> - cor-ten	<b>R1</b> - uscita cavo posteriore 150 mm / rear cable entry 150 mm <b>R2</b> - uscita cavo posteriore 300 mm / rear cable entry 300 mm <b>R3</b> - uscita cavo posteriore 500 mm / rear cable entry 500 mm <b>L1</b> - uscita cavo laterale 150 mm / side cable entry 150 mm <b>L2</b> - uscita cavo laterale 300 mm / side cable entry 300 mm <b>L3</b> - uscita cavo laterale 500 mm / side cable entry 500 mm	Fornito con tappi e clip Supplied with end caps and clips
<b>BAS</b>	<b>LNP</b> - Line Plus	<b>T</b> - trasparente / transparent <b>F</b> - satinato / frosted <b>M</b> - opalino / milky	<b>DEC</b> - Decor (tagliabile ogni 17 cm / can be cut every 17 cm) <b>PRO</b> - Professional (tagliabile ogni 5 cm / can be cut every 5 cm) <b>PLU</b> - Plus (tagliabile ogni 3 cm / can be cut every 3 cm) <b>P65</b> - Plus IP65 (tagliabile ogni 3 cm / can be cut every 3 cm) <b>RGB</b> - RGB (tagliabile ogni 10 cm / can be cut every 10 cm)	<b>F</b> - 2700K <b>5</b> - 3000K <b>9</b> - 4000K <b>6</b> - RGB	<b>B</b> - bianco / white <b>N</b> - nero / black <b>A</b> - alluminio / aluminium <b>T</b> - cor-ten	<b>R1</b> - uscita cavo posteriore 150 mm / rear cable entry 150 mm <b>R2</b> - uscita cavo posteriore 300 mm / rear cable entry 300 mm <b>R3</b> - uscita cavo posteriore 500 mm / rear cable entry 500 mm <b>L1</b> - uscita cavo laterale 150 mm / side cable entry 150 mm <b>L2</b> - uscita cavo laterale 300 mm / side cable entry 300 mm <b>L3</b> - uscita cavo laterale 500 mm / side cable entry 500 mm	Fornito con tappi e clip Supplied with end caps and clips
<b>BAS</b>	<b>PLP</b> - Plaster Plus	<b>T</b> - trasparente / transparent <b>F</b> - satinato / frosted <b>M</b> - opalino / milky	<b>DEC</b> - Decor (tagliabile ogni 17 cm / can be cut every 17 cm) <b>PRO</b> - Professional (tagliabile ogni 5 cm / can be cut every 5 cm) <b>PLU</b> - Plus (tagliabile ogni 3 cm / can be cut every 3 cm) <b>POW</b> - Power (tagliabile ogni 3 cm / can be cut every 3 cm) <b>SLI</b> - Slim (tagliabile ogni 5 cm / can be cut every 5 cm) <b>P65</b> - Plus IP65 (tagliabile ogni 3 cm / can be cut every 3 cm) <b>W65</b> - Power IP65 (tagliabile ogni 3 cm / can be cut every 3 cm) <b>TNW</b> - Tunable White (tagliabile ogni 5 cm / can be cut every 5 cm) <b>RGB</b> - RGB (tagliabile ogni 10 cm / can be cut every 10 cm) <b>MUL</b> - RGBW (tagliabile ogni 10 cm / can be cut every 10 cm)	<b>F</b> - 2700K <b>5</b> - 3000K <b>9</b> - 4000K <b>H</b> - tunable white <b>6</b> - RGB <b>7</b> - RGBW	<b>B</b> - bianco / white <b>N</b> - nero / black <b>A</b> - alluminio / aluminium <b>T</b> - cor-ten	<b>R1</b> - uscita cavo posteriore 150 mm / rear cable entry 150 mm <b>R2</b> - uscita cavo posteriore 300 mm / rear cable entry 300 mm <b>R3</b> - uscita cavo posteriore 500 mm / rear cable entry 500 mm <b>L1</b> - uscita cavo laterale 150 mm / side cable entry 150 mm <b>L2</b> - uscita cavo laterale 300 mm / side cable entry 300 mm <b>L3</b> - uscita cavo laterale 500 mm / side cable entry 500 mm	Fornito con tappi e clip Supplied with end caps and clips



# STRIP LED

✓  
**STRIP LED PLUS**  
 profilo Plaster, schermo opalino  
 Plaster profile, milky cover  
 3000K, 14.4W/m  
 Light planning by / Light Design Solutions  
 Private villa, Iklin, Malta



## DECOR




<b>POTENZA / ALIMENTAZIONE</b> POWER / POWER SUPPLY	24Vdc 7.2W/m
<b>CODICE</b> CODE	<b>BASSTDEC20001</b> ■ 5
<b>CRI</b>	CRI >95
■ <b>COLORE LED</b> LED COLOUR	<b>F</b> - 2700K <b>5</b> - 3000K <b>9</b> - 4000K
■ <b>LUNGHEZZA</b> LENGTH	5 m
<b>FLUSSO EMESSO</b> DELIVERED LUMEN OUTPUT	400 lm/m
<b>GRADO DI PROTEZIONE</b> INGRESS PROTECTION	IP20

## PROFESSIONAL




<b>POTENZA / ALIMENTAZIONE</b> POWER / POWER SUPPLY	24Vdc 12.8W/m
<b>CODICE</b> CODE	<b>BASSTPRO20001</b> ■ 5
<b>CRI</b>	CRI >95
■ <b>COLORE LED</b> LED COLOUR	<b>F</b> - 2700K <b>5</b> - 3000K <b>9</b> - 4000K
<b>LUNGHEZZA</b> LENGTH	5 m
<b>FLUSSO EMESSO</b> DELIVERED LUMEN OUTPUT	1250 lm/m
<b>GRADO DI PROTEZIONE</b> INGRESS PROTECTION	IP20

## PLUS



<b>POTENZA / ALIMENTAZIONE</b> POWER / POWER SUPPLY	24Vdc 14.4W/m
<b>CODICE</b> CODE	<b>BASSTPLU20001</b> ■ ■
<b>CRI</b>	CRI >95
■ <b>COLORE LED</b> LED COLOUR	<b>F</b> - 2700K <b>5</b> - 3000K <b>9</b> - 4000K
<b>LUNGHEZZA</b> LENGTH	<b>5</b> - 5 m <b>30</b> - 30 m
<b>FLUSSO EMESSO</b> DELIVERED LUMEN OUTPUT	1500 lm/m
<b>GRADO DI PROTEZIONE</b> INGRESS PROTECTION	IP20

## POWER



**POTENZA / ALIMENTAZIONE** 24Vdc 23W/m  
**POWER / POWER SUPPLY**

**CODICE** **BASSTPOW20001** ■ ■ ■  
**CODE**

**CRI** CRI >95

■ **COLORE LED** **F - 2700K**  
**LED COLOUR** **5 - 3000K**  
**9 - 4000K**

■ **LUNGHEZZA** **5 - 5 m**  
**LENGTH** **30 - 30 m**

**FLUSSO EMESSO** 2300 lm/m  
**DELIVERED LUMEN OUTPUT**

**GRADO DI PROTEZIONE** IP20  
**INGRESS PROTECTION**

## SLIM



24Vdc 8W/m

**BASSTSLI20001** ■ 5


CRI >95

**F - 2700K**  
**5 - 3000K**  
**9 - 4000K**

5 m

800 lm/m

IP20



^  
**STRIP LED SLIM**  
profilo Micro, schermo satinato  
Micro profile, frosted cover  
4000K, 8W/m


Project by / Nick Leith-Smith Associates  
Le Peep Boutique, London, England

✓  
**STRIP LED PLUS**  
 profilo Plaster, schermo opalino  
 Plaster profile, milky cover  
 3000K, 14.4W/m

Project by / Nunziante Luigi e Pietro  
 Photo by / Alessio Tamborini  
 Rinascimento, Foggia, Italy




### PLUS IP65




<b>POTENZA / ALIMENTAZIONE</b> POWER / POWER SUPPLY	24Vdc 14.4W/m
<b>CODICE</b> CODE	<b>BASSTPLU65001</b> ■ ■
<b>CRI</b>	CRI >95
<b>COLORE LED</b> LED COLOUR	<b>F</b> - 2700K <b>5</b> - 3000K <b>9</b> - 4000K
<b>LUNGHEZZA</b> LENGTH	<b>5</b> - 5 m <b>15</b> - 15 m
<b>FLUSSO EMESSO</b> DELIVERED LUMEN OUTPUT	1500 lm/m
<b>GRADO DI PROTEZIONE</b> INGRESS PROTECTION	IP65

### POWER IP65



<b>POTENZA / ALIMENTAZIONE</b> POWER / POWER SUPPLY	24Vdc 23W/m
<b>CODICE</b> CODE	<b>BASSTPOW65001</b> ■ ■
<b>CRI</b>	CRI >95
<b>COLORE LED</b> LED COLOUR	<b>F</b> - 2700K <b>5</b> - 3000K <b>9</b> - 4000K
<b>LUNGHEZZA</b> LENGTH	<b>5</b> - 5 m <b>15</b> - 15 m
<b>FLUSSO EMESSO</b> DELIVERED LUMEN OUTPUT	2300 lm/m
<b>GRADO DI PROTEZIONE</b> INGRESS PROTECTION	IP65

### EXTRA POWER




<b>POTENZA / ALIMENTAZIONE</b> POWER / POWER SUPPLY	24Vdc 50W/m
<b>CODICE</b> CODE	<b>BASSTEXP20001</b> ■ <b>5</b>
<b>CRI</b>	CRI >95
<b>COLORE LED</b> LED COLOUR	<b>F</b> - 2700K <b>5</b> - 3000K <b>9</b> - 4000K
<b>LUNGHEZZA</b> LENGTH	<b>5</b> - 5 m
<b>FLUSSO EMESSO</b> DELIVERED LUMEN OUTPUT	5000 lm/m
<b>GRADO DI PROTEZIONE</b> INGRESS PROTECTION	IP20

√  
**STRIP LED RGB**  
 profilo Plaster Plus, schermo opalino  
 Plaster Plus profile, milky cover  
 RGB, 14.4W/m



### TUNABLE WHITE




<b>POTENZA / ALIMENTAZIONE</b> POWER / POWER SUPPLY	24Vdc 20W/m
<b>CODICE</b> CODE	<b>BASSTNW20000H5</b>
<b>CRI</b>	CRI >90
<b>COLORE LED</b> LED COLOUR	bianco dinamico / dynamic white bianco / white: 3000K-6000K
<b>LUNGHEZZA</b> LENGTH	5 m
<b>FLUSSO EMESSO</b> DELIVERED LUMEN OUTPUT	2100 lm/m
<b>GRADO DI PROTEZIONE</b> INGRESS PROTECTION	IP20

### RGB



<b>POTENZA / ALIMENTAZIONE</b> POWER / POWER SUPPLY	24Vdc 14.4W/m
<b>CODICE</b> CODE	<b>BASSTRGB200065</b>
<b>CRI</b>	
<b>COLORE LED</b> LED COLOUR	RGB
<b>LUNGHEZZA</b> LENGTH	5 m
<b>FLUSSO EMESSO</b> DELIVERED LUMEN OUTPUT	500 lm/m
<b>GRADO DI PROTEZIONE</b> INGRESS PROTECTION	IP20

### RGBW



<b>POTENZA / ALIMENTAZIONE</b> POWER / POWER SUPPLY	24Vdc 20W/m
<b>CODICE</b> CODE	<b>BASSTMUL200075</b>
<b>CRI</b>	
<b>COLORE LED</b> LED COLOUR	RGBW W: 2700K
<b>LUNGHEZZA</b> LENGTH	5 m
<b>FLUSSO EMESSO</b> DELIVERED LUMEN OUTPUT	800 lm/m
<b>GRADO DI PROTEZIONE</b> INGRESS PROTECTION	IP20



^  
**STRIP LED RGB**  
profilo Plaster Plus, schermo opalino  
Plaster Plus profile, milky cover  
RGB, 14.4W/m

22

L&L Basic collection

23

L&L Basic collection

# STRIP LED

## PROFILI / PROFILES

### MICRO



**WDA00** - 2000 mm


Profilo in alluminio  
Profile in aluminium

Per tutte le applicazioni con poco spazio a disposizione, specialmente per realizzare linee di luce in ambienti interni. Installabile a incasso o plafone tramite apposite clip. Utilizzabile con Strip LED di larghezza massima 8 mm.

For all applications with little available space, particularly for creating lines of light in indoor settings. Suitable for recessed or surface-mounted installation with the appropriate clips. Can be used with LED light strips with a maximum width of 8 mm.

(Slim)

### LINE



**WDA01** - 2000 mm

**WDA02** - 3000 mm


Profilo in alluminio  
Profile in aluminium

Installabile sia in appoggio che a plafone utilizzando le clip di fissaggio. Disponibile anche accessoristica per l'installazione a sospensione. Utilizzabile con Strip LED di larghezza massima 12 mm.

Suitable for supported or surface-mounted installation using the mounting clips. Accessories for suspended installation also available. Can be used with LED light strips with a maximum width of 12 mm.

(Decor / Professional / Plus / Plus IP65 / RGB)

### PLASTER



**WDA03** - 2000 mm

**WDA04** - 3000 mm


Profilo in alluminio  
Profile in aluminium

Installabile a incasso all'interno di mobili, muri e cartongesso. Le ridotte dimensioni (9 mm di altezza) ne facilitano l'installazione. Utilizzabile con Strip LED di larghezza massima 12 mm.

Suitable for recessed installation in furniture, walls and plasterboard. Its compact dimensions (9 mm high) make it easy to install. Can be used with LED light strips with a maximum width of 12 mm.

(Plus / Plus IP65 / RGB)

### CORNER



**WDA05** - 2000 mm

**WDA06** - 3000 mm


Profilo in alluminio  
Profile in aluminium

Questo profilo direziona la luce con un angolo di 45°. Si può installare sia in appoggio che a plafone utilizzando le clip di fissaggio. Utilizzabile con Strip LED di larghezza massima 12 mm, utilizzando il diffusore opalino si ottiene un'unica linea di luce con strip da 120 LED/m.

This profile directs the light with a 45° angle. It is suitable for supported or surface-mounted installation using the mounting clips. Can be used with LED light strips with a maximum width of 12 mm; using the milky diffuser, a single line of light can be achieved with strips of 120 LED/m.

(Decor / Professional / Plus / Power / Slim / Plus IP65 / Power IP65 / Tunable White / RGB / RGBW)

### LINE PLUS



**WDA07** - 2000 mm

**WDA08** - 3000 mm


Profilo in alluminio  
Profile in aluminium

Installabile sia in appoggio che a plafone utilizzando le clip di fissaggio. Disponibile anche accessoristica per l'installazione a sospensione. Utilizzabile con Strip LED di larghezza massima 12 mm, utilizzando il diffusore opalino si ottiene un'unica linea di luce con strip da 120 LED/m.

Suitable for supported or surface-mounted installation using the mounting clips. Accessories for suspended installation also available. Can be used with LED light strips with a maximum width of 12 mm; using the milky diffuser, a single line of light can be achieved with strips of 120 LED/m.

(Decor / Professional / Plus / Power / Slim / Plus IP65 / Power IP65 / Tunable White / RGB / RGBW)

### PLASTER PLUS



**WDA09** - 2000 mm

**WDA10** - 3000 mm


Profilo in alluminio  
Profile in aluminium

Installabile ad incasso all'interno di mobili, muri e cartongesso. Le ridotte dimensioni (18 mm di altezza) ne facilitano l'installazione. Utilizzabile con Strip LED di larghezza massima 12 mm.

Suitable for recessed installation in furniture, walls and plasterboard. Its compact dimensions (18 mm high) make it easy to install. Can be used with LED light strips with a maximum width of 12 mm.

(Professional / Plus / Power / Slim / Plus IP65 / Power IP65 / Tunable White / RGB / RGBW)

### LYNA



**WDA12** - 1000 mm

**WDA13** - 2000 mm

Profilo in alluminio  
Profile in aluminium

Installabile a incasso all'interno di mobili e cartongesso. Le dimensioni consentono di utilizzare fino a 2 Strip LED da 12 mm di larghezza per un totale di 30W massimi.

Suitable for recessed installation in furniture and plasterboard. Its dimensions mean it can take up to two 12-mm-wide LED light strips for a maximum total of 30W.

(Professional / Plus / Power / Slim / Plus IP65 / Power IP65 / Tunable White / RGB / RGBW)



^  
**STRIP LED PROFESSIONAL**  
 profilo Corner, schermo opalino  
 Corner profile, milky cover  
 4000K, 12.8W/m  
 Project by / arch. Anna Di Monte  
 Photo by / Alessio Tamborini  
 Planet Abbigliamento, Foggia, Italy

# STRIP LED

## SCHERMI / COVERS



Schermo trasparente  
Transparent cover

2000 mm  
**WR0000S0T** - Micro  
**WR0000S1T** - Line / Line Plus /  
 Plaster / Plaster Plus / Corner

3000 mm  
**WR0000S2T** - Line / Line Plus /  
 Plaster / Plaster Plus / Corner



Schermo satinato  
Frosted cover

1000 mm  
**WR0000S4S** - Lyna

2000 mm  
**WR0000S0S** - Micro  
**WR0000S1S** - Line / Line Plus /  
 Plaster / Plaster Plus / Corner  
**WR0000S3S** - Lyna

3000 mm  
**WR0000S2S** - Line / Line Plus /  
 Plaster / Plaster Plus / Corner



Schermo opalino  
Milky cover
















1000 mm  
**WR0000S4M** - Lyna

2000 mm  
**WR0000S0M** - Micro  
**WR0000S1M** - Line / Line Plus /  
 Plaster / Plaster Plus / Corner  
**WR0000S5M** - Lyna

3000 mm  
**WR0000S2M** - Line / Line Plus /  
 Plaster / Plaster Plus / Corner

# STRIP LED

## ACCESSORI / ACCESSORIES

	MICRO	LINE	PLASTER	CORNER	LINE PLUS	PLASTER PLUS	LYNA
Tappo di chiusura (1 pezzo) End cap (1 piece)	<p><b>WEA00</b> grigio / grey</p> 	<p><b>WEA02</b> grigio / grey</p> 		<p><b>WEA05</b> grigio / grey</p> 	<p><b>WEA07</b> grigio / grey</p> 		<p><b>WEA10</b> grigio / grey</p> 
Tappo di chiusura con foro (1 pezzo) End cap with hole (1 piece)	<p><b>WEA01</b> grigio / grey</p> 	<p><b>WEA03</b> grigio / grey</p> 	<p><b>WEA04</b> grigio / grey</p> 	<p><b>WEA06</b> grigio / grey</p> 	<p><b>WEA08</b> grigio / grey</p> 	<p><b>WEA09</b> grigio / grey</p> 	
Clip di fissaggio (1 pezzo) Mounting clip (1 piece)	<p><b>WT0000000</b> trasparente / transparent</p> 	<p><b>WT0000010</b> trasparente / transparent</p> 		<p><b>WT0000020</b> trasparente / transparent</p> 	<p><b>WT0000030</b> trasparente / transparent</p> 		





^  
**STRIP LED PLUS**  
profilo Plaster, schermo opalino  
Plaster profile, milky cover  
2700K, 14.4W/m

Project by / Nunziante Luigi e Pietro  
Photo by / Alessio Tamborini  
Rinascimento, Foggia, Italy

# STRIP LED

## ALIMENTATORI / POWER SUPPLY UNITS

### ALIMENTATORI IN TENSIONE ON/OFF / CONSTANT VOLTAGE PSU, ON/OFF

24Vdc

Codice/Code	Input	Potenza/Power	Dimensioni/Dimensions	IP
<b>EASY</b>				
AV00002403620	85-264Vac	35W	99x82x30 mm	IP20
AV00002410020	85-264Vac	100W	129x97x30 mm	IP20
AV00002415020	85-132Vac / 170-264Vac	150W	159x97x30 mm	IP20
AV00002420020	90-264Vac	200W	215x115x30 mm	IP20
AV00002432020	90-264Vac	320W	215x115x30 mm	IP20

**LCV**

AV00002406020	220-240Vac	60W	153x41.5x32 mm	IP20
AV00002412020	220-240Vac	120W	300x40x30 mm	IP20
AV00002418020	220-240Vac	180W	345x50x35 mm	IP20

**LPV**

AV00002403567	90-264Vac	35W	148x40x30 mm	IP67
AV00002406067	90-264Vac	60W	162.5x42.5x32 mm	IP67
AV00002410067	90-264Vac	100W	190x52x37 mm	IP67
AV00002415067	180-305Vac	150W	191x63x37.5 mm	IP67
AV24240IP67	90-305Vac	240W	245x68x39 mm	IP67

### ALIMENTATORI IN TENSIONE DIMMERALE / CONSTANT VOLTAGE PSU, DIMMABLE

24Vdc

Codice/Code	Input	Potenza/Power	Dimensioni/Dimensions
<b>DALI/PUSH</b>			
AV0D002403520	198-264Vac	35W	195x43x30 mm
AV0D002406020	198-264Vac	60W	225x43x30 mm
AV0D002410020	198-264Vac	100W	295x43x30 mm
AV0D002415020	198-264Vac	150W	325x43x30 mm

# STRIP LED

## ALIMENTATORI / POWER SUPPLY UNITS

### ALIMENTATORI IN TENSIONE RGB, RGBW, BIANCO DINAMICO / CONSTANT VOLTAGE PSU, RGB, RGBW, DYNAMIC WHITE

24Vdc

Codice/Code	Descrizione/Description	Input	Output	Dimensioni/Dimensions	IP	Control	Accessori/Accessories
<b>CONTROLLER</b>							
<b>EC CRT1242CV20</b>	Driver di gestione Bianco Dinamico Tunable White driver	DC 12V / 24V	12 A	85x65x24mm	IP20	Frequenza / Frequency 433.92 MHz	Telecomando incluso Remote control included
<b>EC CRT1243CV20</b>	Driver di gestione RGB RGB driver	DC 12V / 24V	120W/240W	85x65x24mm	IP20	Frequenza / Frequency 433.92 MHz	Telecomando incluso Remote control included
<b>EC CRT1244CV20</b>	Driver di gestione RGBW RGBW driver	DC 12V / 24V	120W/240W	110x54x20mm	IP20	RGBW 4 Canali / Channels	Telecomando incluso Remote control included
<b>EC PNL2301DM20</b>	Touch-screen device	5V DC		178x33x48mm	IP20	Radio Frequency, DMX, Wi-Fi	
<b>EC CTS1284CC20</b>	Controller con ricevente integrata a 4 canali per RGB/RGBW da ordinare in aggiunta all'alimentatore da abbinare a TOUCH03L1, TOUCH02L1 e ECCTR1244CV20 RGB/RGBW controller with integrated 4-channel receiver order in addition to PSU. To be used with TOUCH03L1, TOUCH02L1 and ECCTR1244CV20	12-48Vdc	3-46Vdc 350mA / 700mA / 1050mA	45x30x175mm	IP20	Radio Frequency	
<b>EC CTS5244CV20</b>	Controller con ricevente integrata a 4 canali per RGB/RGBW da ordinare in aggiunta all'alimentatore da abbinare a TOUCH03L1, TOUCH02L1 e ECCTR1244CV20 RGB/RGBW controller with integrated 4-channel receiver order in addition to PSU. To be used with TOUCH03L1, TOUCH02L1 and ECCTR1244CV20	5-24Vdc	240W @ 12V, 480W @ 24V 5A x 4CH	45x30x175mm	IP20	Radio Frequency	
<b>EC CTR1244CV20</b>	Router / controller WIFI/RF 4x4A RGBW da ordinare in aggiunta all'alimentatore WIFI/RF 4x4A RGBW router / controller order in addition to PSU	12-24Vdc	192W @ 12V, 384W @ 24V	128x73x45mm	IP20	Radio Frequency, Wi-Fi	
<b>EC CTS5241DM20</b>	Ricevente / traduttore RF/DMX da ordinare in aggiunta all'alimentatore da abbinare a ECCTR1244CV20 RF to DMX receiver / converter order in addition to PSU to be used with ECCTR1244CV20	5-24Vdc		65x65x26mm	IP20	Radio Frequency	



**La Basic Collection è una linea di prodotti che entra a far parte del catalogo di L&L Luce&Light per fornire soluzioni funzionali, anche se meno ricercate dal punto di vista dell'innovazione tecnologica.**

**Soluzioni pensate per finalizzare l'illuminazione di ambienti usufruendo di un budget contenuto.**

**I prodotti contraddistinti dal logo Basic Collection sono d'importazione e vengono sottoposti ai medesimi rigidi test propri del processo di lavorazione degli apparecchi illuminanti L&L.**

**La garanzia che viene offerta è di 24 mesi, contro i difetti di fabbricazione secondo quanto stabilito nelle Condizioni Generali di Vendita L&L Luce&Light. L&L offre ai propri Acquirenti la possibilità di estensione del periodo di validità della suddetta garanzia a 5 anni dalla data di fatturazione.**

**Questo servizio è senza alcun costo aggiuntivo. Per richiedere l'estensione della garanzia, è necessario compilare la richiesta entro tre mesi a partire dalla data di emissione della fattura di vendita, tramite il modulo di estensione della garanzia a 5 anni presente sul sito web [WWW.LUCELIGHT.IT](http://WWW.LUCELIGHT.IT)**

**The Basic Collection is a product line that has been added to the L&L Luce&Light catalogue to provide functional solutions that are a little less sophisticated from the point of view of technical innovation.**

**These solutions have been devised to provide lighting for your projects even**

**when budgets are limited. Products bearing the Basic Collection logo are imported and undergo the same strict tests as L&L lighting fixtures. They come with a two-year warranty against manufacturing or design defects as provided for under L&L's General Terms and Conditions.**

**L&L Luce&Light also offers purchasers the possibility of extending the term of the above warranty to five years from the date of invoice. This service is offered at no extra charge.**

**To request a warranty extension, you must make the request within three months of the date of invoice, using the warranty extension form available on the website [WWW.LUCELIGHT.IT](http://WWW.LUCELIGHT.IT)**



L u c e & L i g h t

L&L Luce&Light  
Via Trescalini 5  
36031 Dueville  
Vicenza - Italy

T +39 0444 36 05 71  
E [lucelight@lucelight.it](mailto:lucelight@lucelight.it)  
W [www.lucelight.it](http://www.lucelight.it)